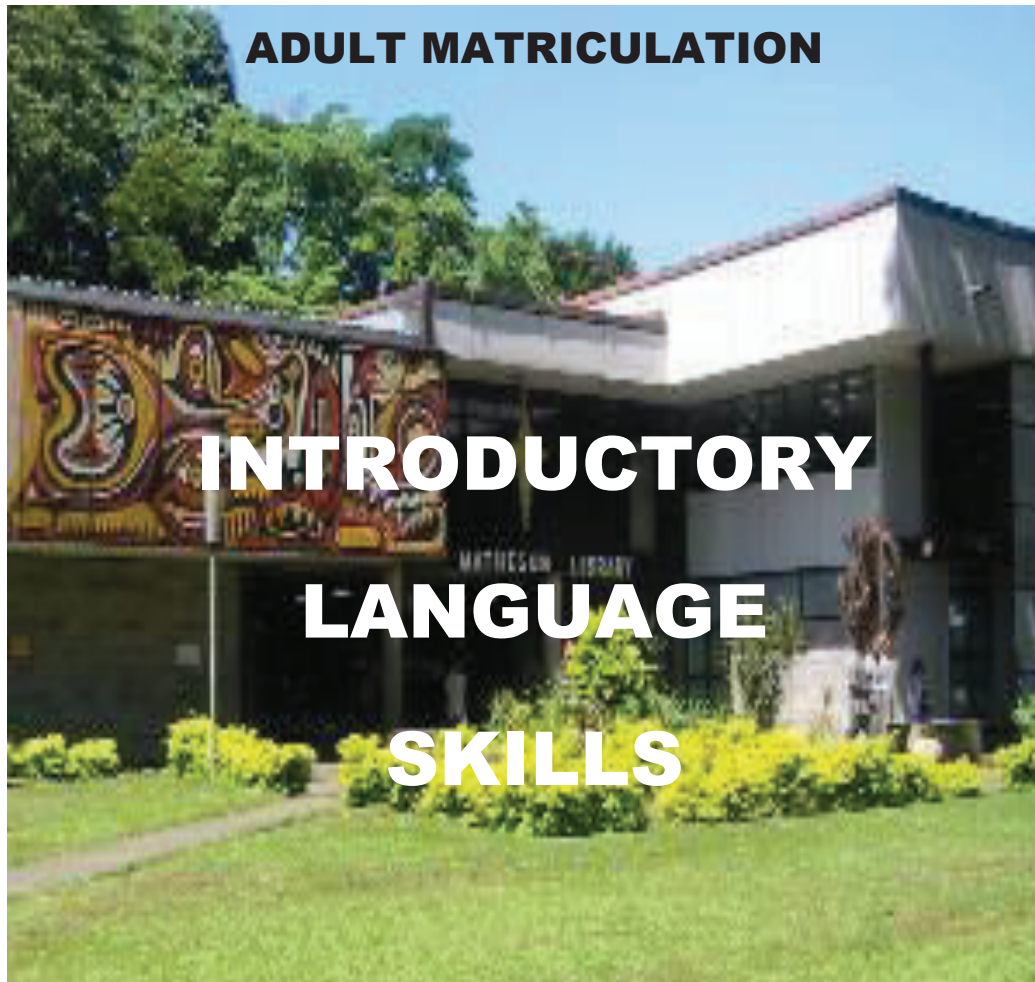




**The Papua New Guinea University of Technology**  
**Department of Open and Distance Learning**



EDUARDO S. BANZON  
DORA J. KIALO  
The PNG University of Technology

**TABLE OF CONTENTS**

	<b>PAGE</b>
<b>UNIT 1    ELEMENTS OF GOOD WRITING</b>	<b>14</b>
LEARNING OUTCOMES	14
INTRODUCTION	15
1.1 WHAT IS GOOD WRITING?	16
SUMMARY	19
<b>UNIT 2    PARTS OF SPEECH</b>	<b>21</b>
LEARNING OUTCOMES	21
INTRODUCTION	22
2.1 CLASSIFICATION OF WORDS	23
2.2 NOUNS	24
2.3 PRONOUNS	27
2.4 VERBS	38
2.5 ADJECTIVES	42
2.6 ADVERBS	44
2.7 CONJUNCTIONS	46
2.8 PREPOSITIONS	53
2.9 INTERJECTIONS	54
2.10 PHRASES	57
SUMMARY	63
<b>UNIT 3    SENTENCES</b>	<b>64</b>
LEARNING OUTCOMES	64
INTRODUCTION	65
3.1 WHAT IS A SENTENCE?	66
3.2 PARTS OF THE SENTENCE	66
3.3 TYPES OF SENTENCES	68
3.4 SUBJECT-VERB AGREEMENT	71
3.5 TRANSITION SIGNALS	72
3.6 FRAGMENT SENTENCES	76
3.7 RUN-ON SENTENCES	79
3.8 SENTENCES ACCORDING TO SYNTAX	79
3.9 DEPENDENT CLAUSES	82
3.10 PUNCTUATION	85
SUMMARY	88
<b>UNIT 4    SENTENCES PART 2</b>	<b>89</b>
LEARNING OUTCOMES	89
INTRODUCTION	90



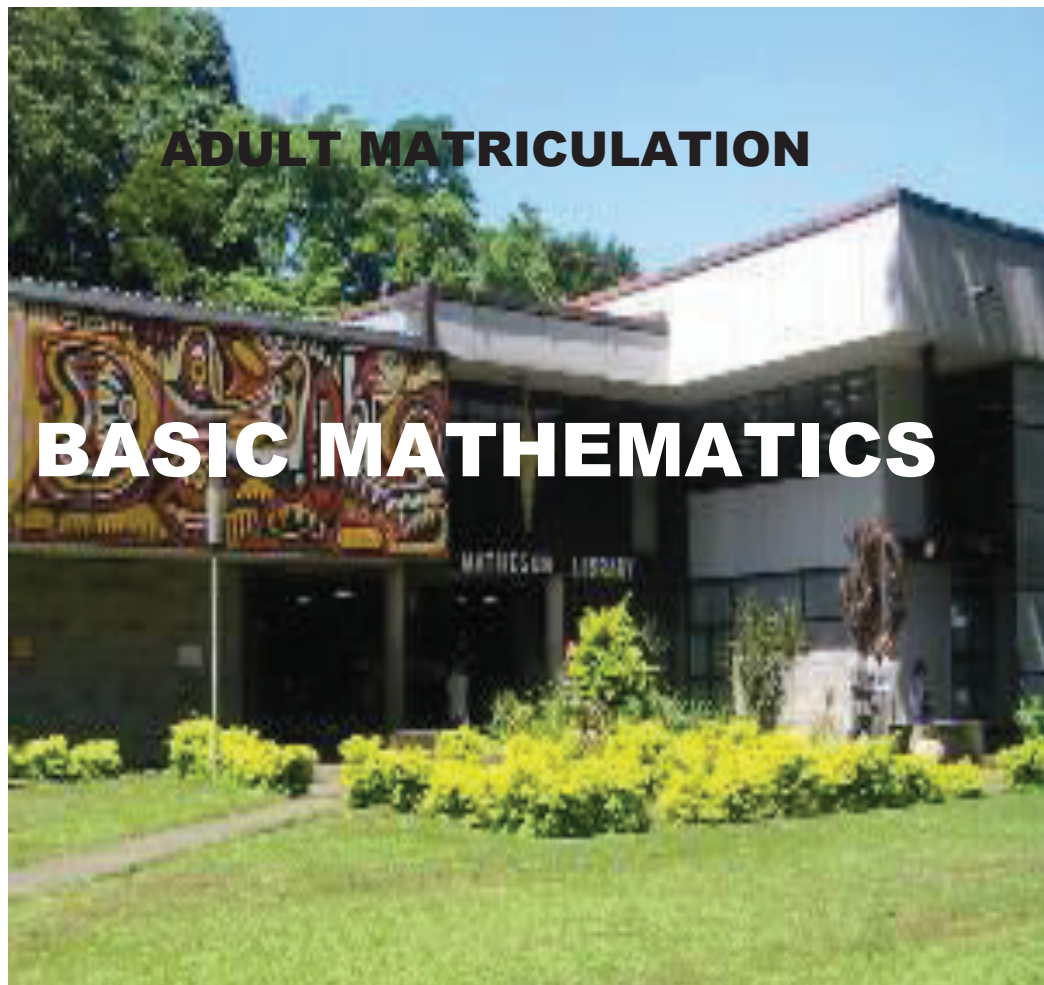
4.1	REPORTED SPEECH	91
4.2	TENSE CHANGES	91
	SUMMARY	100
<b>UNIT 5 READING AND COMPREHENSION</b>		<b>101</b>
	LEARNING OUTCOMES	101
	INTRODUCTION	102
5.1	IMPORTANCE OF READING AND COMPREHENSION	103
	SUMMARY	113
<b>UNIT 6 PARAPHRASING</b>		<b>114</b>
	LEARNING OUTCOMES	114
	INTRODUCTION	115
6.1	WHAT IS PARAPHRASING?	116
6.2	WAYS TO PARAPHRASE	116
6.3	STEPS TO PARAPHRASING	117
6.4	RETAINING THE ORIGINAL MEANING IN PARAPHRASING	117
6.5	TIPS ON PARAPHRASING	120
	SUMMARY	124
<b>UNIT 7 SUMMARIZING</b>		<b>125</b>
	LEARNING OUTCOMES	125
	INTRODUCTION	126
7.1	SUMMARIZING AND PARAPHRASING	127
7.2	STEPS TO SUMMARIZING	127
7.3	SUMMARIZING LONGER TEXTS	134
	SUMMARY	139
<b>UNIT 8 THE PARAGRAPH</b>		<b>140</b>
	LEARNING OUTCOMES	140
	INTRODUCTION	141
8.1	WHAT IS A PARAGRAPH?	142
8.2	SENTENCES IN A PARAGRAPH	142
8.3	TRANSITIONAL SIGNALS IN PARAGRAPHS	147
8.4	TOPIC SENTENCE AND CONTROLLING IDEA OF A PARAGRAPH	150
8.5	USES OF FOCUSING WORDS	150
8.6	SUPPORTING SENTENCES	151
8.7	STRUCTURE OF A PARAGRAPH	152
8.8	ANALYSIS OF A PARAGRAPH	153
	SUMMARY	158



<b>UNIT 9 BUSINESS ENGLISH: LETTER WRITING</b>	<b>159</b>
LEARNING OUTCOMES	159
INTRODUCTION	160
9.1 THE BUSINESS LETTER	161
9.2 FORMS OF BUSINESS LETTERS	161
9.3 PARTS OF BUSINESS LETTER	162
9.4 WRITING A LETTER OF INTEREST	163
9.5 WRITING A LETTER OF COMPLAINT	165
SUMMARY	170
 <b>UNIT 10 REVISION AND EXAMINATION PREPARATION</b>	 <b>171</b>
ASSIGNMENTS	173
ANSWERS TO STUDENTS LEARNING ACTIVITIES	209
BIBLIOGRAPHY	248



The Papua New Guinea University of Technology  
Department of Open and Distance Learning



JOHN SHADLOW  
BOAZ ANDREWS  
Department of Mathematics and Computer Sciences  
The PNG University of Technology

**TABLE OF CONTENTS**

	<b>PAGE</b>
Unit 1 ARITHMETIC	14
Learning Outcomes	15
Introduction	16
1.1 NUMBER SYSTEMS	17
1.2 DIRECTED NUMBERS	17
1.3 SURDS	18
Student Learning Activity 1.3.1	21
1.4 INDICES	21
Student Learning Activity 1.4.1	24
1.5 SIGNIFICANT DIGITS AND SCIENTIFIC NOTATION	24
Student Learning Activity 1.5.1	26
1.6 ORDER OF OPERATIONS	26
Student Learning Activity 1.6.1	27
1.7 ROUNDING, APPROXIMATION AND ERROR	27
Student Learning Activity 1.7.1	29
1.8 MEASUREMENT UNIT SYSTEMS	29
Student Learning Activity 1.8.1	31
1.9 MENSURATION	32
Student Learning Activity 1.9.1	40
1.10 RATIOS, RATES AND PERCENTAGES	41
Student Learning Activity 1.10.1	46
1.11 PROPORTIONALITY	47
Student Learning Activity 1.11.1	53
Solutions to Student Learning Activities	54
UNIT 2 ALGEBRA	57
LEARNING OUTCOMES	58
INTRODUCTION	59
2.1 BASIC DEFINITIONS	60
Student Learning Activity 2.1.1	62
2.2 INEQUALITIES	62



Student Learning Activity 2.2.1	67
2.3 FUNCTIONS	67
Student Learning Activity 2.3.1	71
2.4 GRAPHS OF FUNCTIONS	71
Student Learning Activity 2.4.1	73
2.5 LINEAR FUNCTIONS AND GRAPHS	73
Student Learning Activity 2.5.1	76
2.6 LINEAR EQUATIONS	76
Student Learning Activity 2.6.1	78
2.7 SIMULTANEOUS EQUATIONS	78
Student Learning Activity 2.7.1	80
2.8 LINEAR INEQUALITIES	80
Student Learning Activity 2.8.1	83
2.9 QUADRATIC FUNCTIONS AND GRAPHS	84
Student Learning Activity 2.9.1	86
2.10 QUADRATIC EQUATIONS	87
Student Learning Activity 2.9.1	90
Answers to Student Activities	91
UNIT 3 GEOMETRY	99
LEARNING OUTCOMES	100
INTRODUCTION	101
3.1 PARALLEL LINES	102
Student Learning Activity 3.1.1	104
3.2 POLYGONS	105
Student Learning Activity 3.2.1	106
Student Learning Activity 3.2.2	107
Student Learning Activity 3.2.3	108
3.3 TRIANGLES	108
Student Learning Activity 3.3.1	110
Student Learning Activity 3.3.2	112
Student Learning Activity 3.3.3	114
3.4 QUADRILATERALS	114
Student Learning Activity 3.4.1	117



Student Learning Activity 3.4.2	118
3.5 SIMILAR TRIANGLES	119
Student Learning Activity 3.5.1	120
Student Learning Activity 3.5.2	122
Student Learning Activity 3.5.3	124
Student Learning Activity 3.5.4	125
3.6 CIRCLES	125
Student Learning Activity 3.6.1	128
Student Learning Activity 3.6.2	129
Student Learning Activity 3.6.3	131
3.7 SOLIDS	132
Student Learning Activity 3.7.1	125
Student Learning Activity 3.7.2	137
Student Learning Activity 3.7.3	138
3.8 COORDINATE GEOMETRY	140
Student Learning Activity 3.8.1	148
Solutions to Student Learning Activities	149
UNIT 4 TRIGONOMETRY	151
LEARNING OUTCOMES	152
INTRODUCTION	153
4.1 BASIC TRIGONOMETRIC RATIOS	154
Student Learning Activity 4.1.1	157
4.2 RATIOS OF 0, 30, 45, 60 AND 90 DEGREES	157
4.3 INVERSE TRIGONOMETRIC FUNCTIONS	158
Student Learning Activity 4.3.1	160
4.4 SOLVING RIGHT-ANGLED TRIANGLES	160
Student Learning Activity 4.4.1	163
4.5 ANGLES OF ELEVATION AND DEPRESSION	163
Student Learning Activity 4.5.1	165
4.6 PYTHAGORAS' THEOREM	166
Student Learning Activity 4.6.1	167
4.7 SINE RULE	167
Student Learning Activity 4.7.1	171



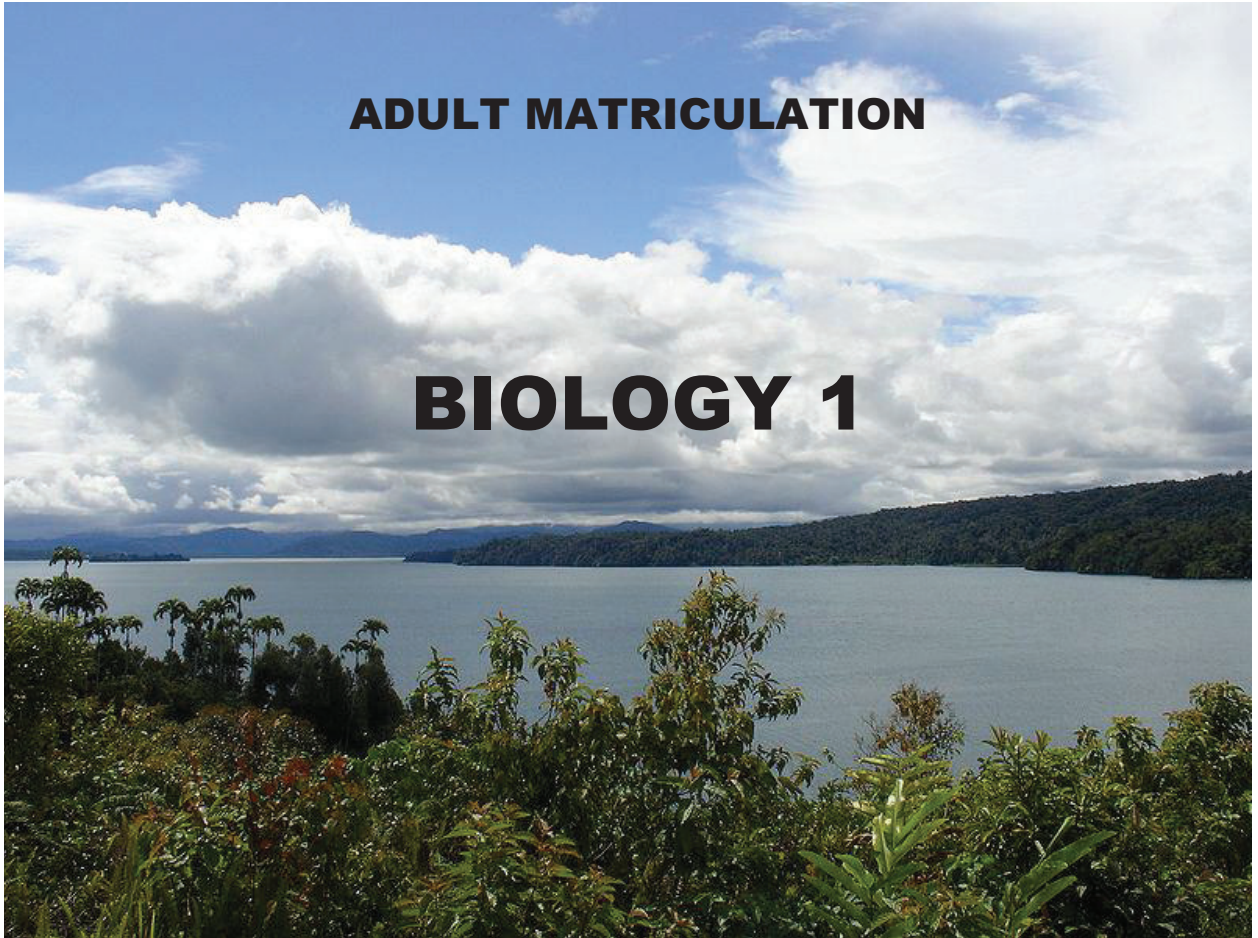


4.8 COSINE RULE	171
Student Learning Activity 4.8.1	174
Solutions to Student Learning Activities	175



**ADULT MATRICULATION**

# **BIOLOGY 1**



Prepared by:  
Paul Nongur  
Department of Open and Distance Learning  
The PNG University of Technology



## TABLE OF CONTENTS

	Page
Title Page	2
Copyright Page	3
Acknowledgment	4
Course Overview and Study Guide	7
<b>Unit 1 Living Things</b>	17
Learning Outcomes	17
Introduction	18
1.1 Characteristics of Living Things	19
1.2 Microscope	19
1.3 Cells	28
1.4 Types of Living Things	41
1.5 Classification of Plants	51
1.6 Binomial Nomenclature	52
<b>Unit 2 Nutrition</b>	57
Learning Outcomes	57
Introduction	58
2.1 Autotrophic Nutrition	59
2.2 Gas Exchange	60
2.3 The Structure of the Leaf	73
2.4 Chloroplast Pigments	79
<b>Unit 3 Heterotrophic Nutrition</b>	85
Learning Outcomes	85
Introduction	86
3.1 Nutrition	87
3.2 Food Groups	91
3.3 Malnutrition and Deficiency Diseases	96
3.4 The Teeth	99
3.5 Digestion	105
3.6 The Digestive Enzymes	111
3.7 Absorption	117
<b>Unit 4 Transport in Animals</b>	121
Learning Outcomes	121



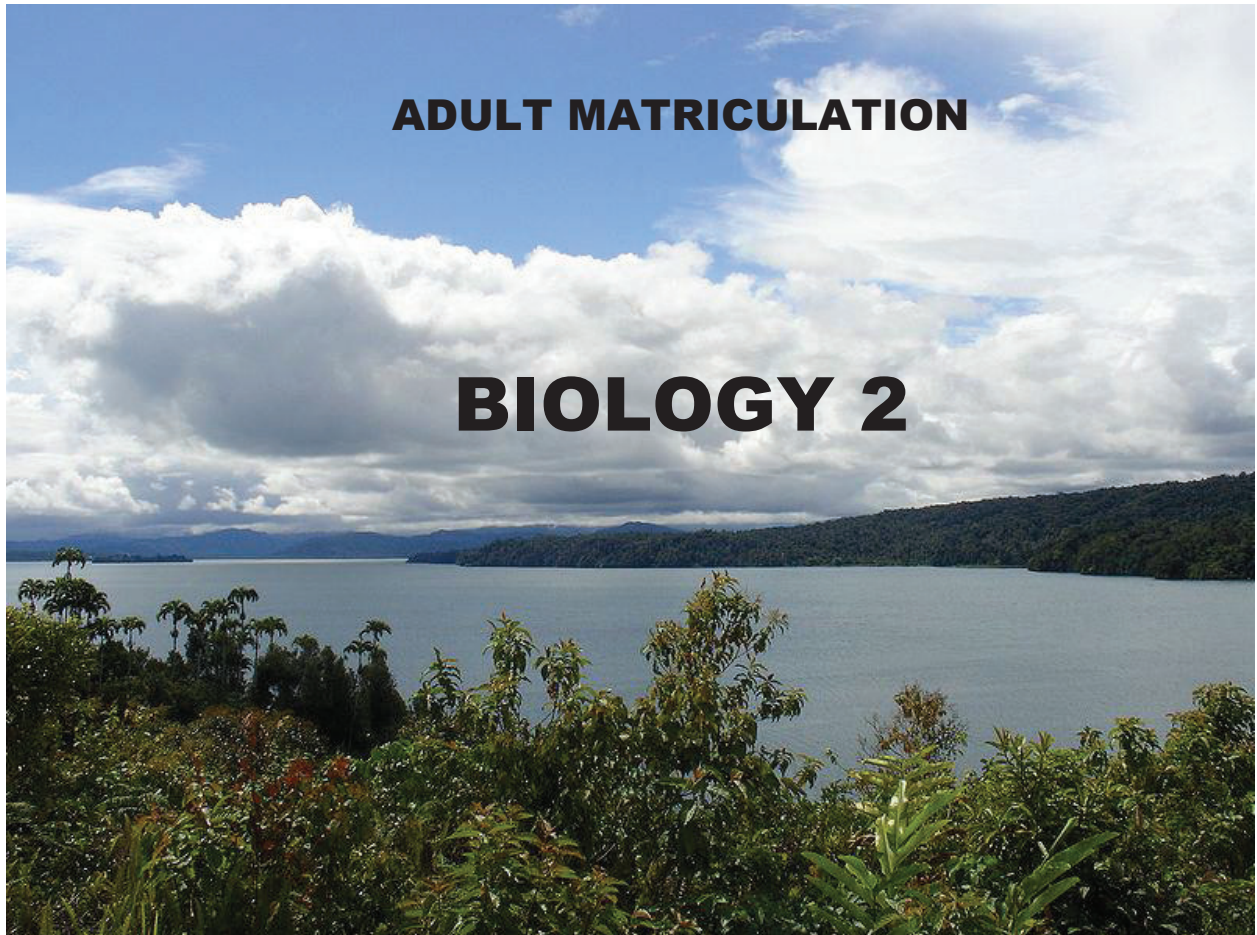
Introduction	122
4.1 The Function of Blood	124
4.2 The Circulation of Blood around the Body	127
4.3 The Heart	129
4.4 The Lymphatic System	132
4.5 Defence against Infection	134
4.6 Transport of Substances in Plants	137
4.7 Structure of Stems	139
4.8 Transportation of Food and Gases	142
<b>Unit 5 Respiration and Gas Exchange</b>	<b>147</b>
Learning Outcomes	147
Introduction	148
5.1 Respiration	149
5.2 Gas Exchange	152
5.3 Respiratory Surfaces	162
5.4 Diffusion and Surface Area	163
5.5 Human Respiratory System	166
<b>Unit 6 Response to Stimuli</b>	<b>174</b>
Learning Outcomes	174
Introduction	175
6.1 Phototropism	176
6.2 Nastic Movement	179
6.3 The Nervous System	180
6.4 The Central Nervous System	187
6.5 Endocrine Glands in the Human Body	189
6.6 The Human Eye	193
6.7 The Ear	194
<b>Unit 7 Reproduction</b>	<b>199</b>
Learning Outcomes	199
Introduction	200
7.1 Reproduction	201
7.2 The Male Reproductive System	205
7.3 The Female Reproductive System	206
7.4 Primary and Secondary Characteristics in Humans	207



7.5	Functions of the Testes, Ovary and Pituitary Glands	208
7.6	Site Production and Functions of Hormones	208
7.7	Pregnancy and Embryonic Development	209
7.8	Methods of Family Planning	212
7.9	Sexually Transmitted Diseases	214
7.10	Menstruation Cycle	217



**The Papua New Guinea University of Technology**  
**Department of Open and Distance Learning**



Prepared by:  
Department of Open and Distance Learning  
The PNG University of Technology





## TABLE OF CONTENTS

	PAGE
<b>Course Overview</b>	<b>9</b>
<b>Unit 1.0 Ecology</b>	<b>19</b>
Introduction	20
1.1 The Earth's Biosphere	21
1.2 Climate and Biomes	21
1.3 Climatic Regions	27
1.4 Climatic Zones of Papua New Guinea	42
1.5 Plant Adaptations	54
1.6 Animal Adaptation	63
1.7 Controls of Ecosystems Functions	74
Summary	76
Student Learning Activity 1	77
Student Learning Activity 2	78
<b>Unit 2.0 Tropical Rainforest</b>	<b>80</b>
Introduction	81
2.1 Tropical Rainforests	82
2.2 Abiotic Factors of the Rainforest	84
2.3 Abiotic Factors affect Plants and Animals	85
2.4 Plant Adaptations	86
2.5 Rainforest Animal Adaptations	90
2.6 Types of Rainforests	93
2.7 Structure of a Rainforest	94
2.8 Precipitation and Climate	96
Summary	98
Student Learning Activity 3	100
<b>Unit 3.0 The Soil</b>	<b>102</b>
Introduction	103
3.1 What is soil?	104
3.2 Soil Formation	104
3.3 Soil Composition	104



3.4 Organic Activity	105
3.5 Physical Properties	106
3.6 Soil Texture	106
3.7 Soil Acidity	107
3.8 Soil Colour	108
3.9 Soil Profiles	108
3.10 Influence on Soil Quality	110
3.11 Inherent and Dynamic Quality of Soil	111
3.12 Human Impact	111
3.13 Keeping Soil Healthy	113
Summary	115
Student Learning Activity 4	117
<b>Unit 4.0 Measuring Climate</b>	<b>119</b>
Introduction	120
4.1 Early Measurements and Ideas	121
4.2 Instruments for Measuring Climate Change	121
4.3 Climate Change	124
Summary	125
Student Learning Activity 5	128
<b>Unit 5.0 Aquatic Ecosystems</b>	<b>129</b>
Introduction	130
5.1 Aquatic Ecosystems	131
5.2 Functions	134
5.3 Abiotic Characteristics	135
5.4 Biotic Characteristics	135
5.5 Autotrophic Organisms	136
5.6 Heterotrophic Organisms	136
5.7 Osmosis	138
5.8 Basic Adaptation to Life in Water	141
Summary	152
Student Learning Activity 6	153





<b>Unit 6.0 Food Chains and Food Webs</b>	<b>154</b>
Introduction	155
6.1 Food Chains	156
6.2 Food Webs	157
6.3 Pyramid of Numbers	158
6.4 Pyramid of Energy	159
6.5 Pyramid of Biomass	160
6.6 Ecological Pyramids	161
Summary	163
Student Learning Activity 7	165
<b>Unit 7.0 Nutrient Cycles</b>	<b>167</b>
Introduction	168
7.1 What is a nutrient cycle?	169
7.2 The Nutrient Cycle	169
7.3 Water Cycle	171
7.4 Carbon Cycle	172
7.5 Nitrogen Cycle	174
7.6 Environmental Problems	176
7.7 Greenhouse Effect	179
7.8 Climate Change	181
Summary	183
Student Learning Activity 8	185
<b>Unit 8.0 Population</b>	<b>187</b>
Introduction	188
8.1 What is population?	189
8.2 Population Structure	191
8.3 Investigating Population	192
8.4 Population Size	193
8.5 Population Growth	195
Summary	200
Student Learning Activity 9	201
<b>Unit 9.0 Evolution</b>	<b>202</b>



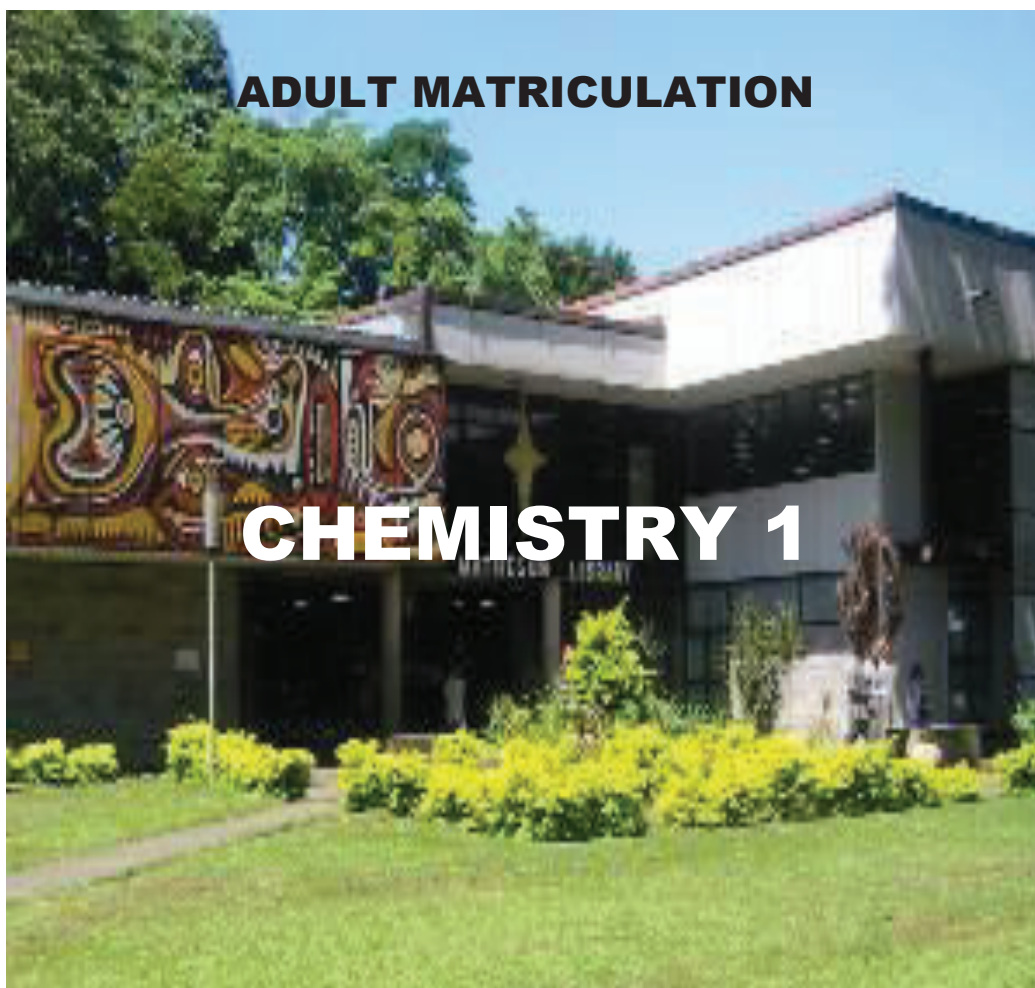
Introduction	203
9.1 What is Evolution?	204
9.2 The Theory of Evolution	204
9.3 History of Evolutionary Ideas	204
9.4 Voyage of the Beagle	205
9.5 The Mechanism of Evolution	206
9.6 Speciation	211
9.7 Role of Competition in Evolution	211
9.8 Artificial and Sexual Selection	211
9.9 Evidence for Evolution	213
9.10 Embryology	215
9.11 Fossils (Palaeontology)	217
9.12 The Nature of the Fossil Record	219
Summary	222
Student Learning Activity 10	223
<b>Unit 10.0 Geological Continental Drift</b>	<b>225</b>
Introduction	226
10.1 Continental Drift Hypothesis	228
10.2 Earth's Major Plates	229
Summary	236
Student Learning Activity 11	237
<b>Unit 11.0 Classification</b>	<b>238</b>
Introduction	239
11.1 Classification and Naming of Living Things	240
11.2 The Three Domains	241
11.3 The Six Kingdoms	242
11.4 Origins of Diversity	244
11.5 Phylogeny, Cladistics and Cladogram	245
11.6 Classification of Living Things and Viruses	246
Summary	249
Student Learning Activity 12	250



<b>Unit 12.0 Biochemistry</b>	<b>252</b>
Introduction	253
12.1 What is Biochemistry	254
12.2 Relationship to Other "Molecular-Scale" Biological Sciences	254
12.3 Similarities between Organisms	255
12.4 Chemical Composition of Living Matter	256
12.5 Genetics	258
Summary	263
Student Learning Activity 13	264
 <b>Unit 13.0 Early Views on Creation</b>	 <b>265</b>
Introduction	266
13.1 Myths	267
13.2 Creationism	267
13.3 Theological and Philosophical Doctrines	268
Summary	271
Student Learning Activity 14	273
Answers to Student Learning Activities	274
Assignments	311
Bibliography	324
Appendix 1 Glossary	325



**The Papua New Guinea University of Technology**  
**Department of Open and Distance Learning**



Department of Applied Sciences  
The PNG University of Technology

**TABLE OF CONTENTS**

	<b>PAGE</b>
<b>UNIT 1 AN INTRODUCTION TO CHEMISTRY</b>	<b>14</b>
1.1 AIM	14
1.2 OBJECTIVES	14
1.3 INTRODUCTION	14
1.4 SOLIDS, LIQUIDS AND GASES	15
1.5 ELEMENTS, COMPOUNDS AND MIXTURES	16
1.6 ELEMENTS AND COMPOUNDS	18
1.7 UNDERSTANDING FORMULAE OF COMPOUNDS	20
1.8 WRITING FORMULAE	23
1.9 THE COMPOSITION OF AIR AND THE EARTH'S CRUST	24
SUMMARY	26
EXERCISE	27
<b>UNIT 2 PHYSICAL CHANGES</b>	<b>29</b>
2.1 AIM	29
2.2 OBJECTIVES	29
2.3 INTRODUCTION	30
2.4. PARTICLES	30
2.5 PHYSICAL CHANGE	35
2.6 CHANGES OF STATE	35
2.7 SOLUBILITY OF SOLIDS	36
2.8 THE SOLUBILITY OF GASES	38
2.9 THE CONCENTRATION OF A SOLUTION	38
2.10 USING DIFFERENT SOLVENTS	39
2.11 TESTING FOR PURITY	40
2.12 PURE SUBSTANCES AND MIXTURES	42
2.13 SEPARATION OF A SOLID FROM A LIQUID	44
2.14 SEPARATION OF SOLID/SOLID MIXTURES	47
2.15 SEPARATION OF SOLVENT FROM SOLUTION	49
2.17 SEPARATION OF LIQUID/LIQUID MIXTURES	50
SUMMARY	51

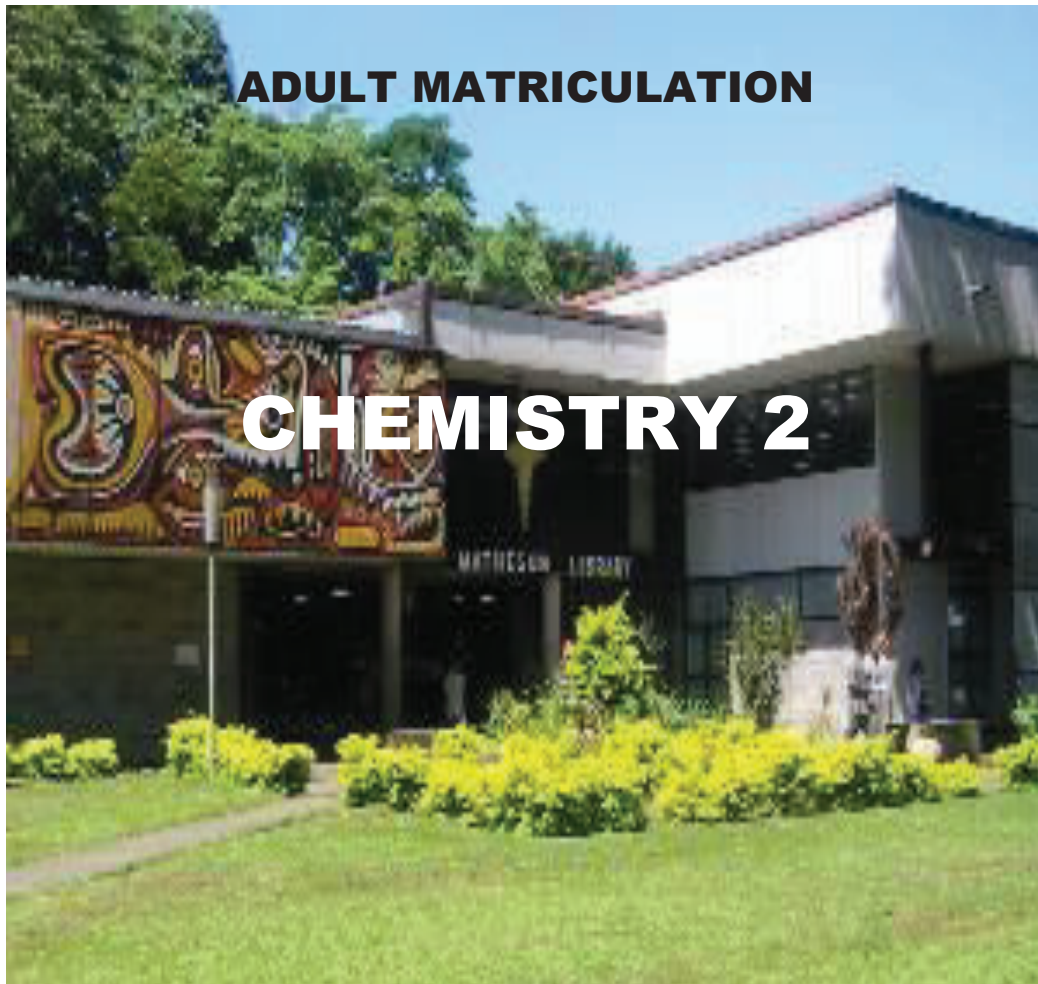


EXERCISE	52
<b>UNIT 3    CHEMICAL CHANGES</b>	<b>54</b>
3.1    AIM	54
3.2    OBJECTIVES	54
3.3    INTRODUCTION	54
3.4    DIFFERENCES BETWEEN PHYSICAL AND CHEMICAL CHANGES	55
3.5    DIFFERENCES BETWEEN COMPOUNDS AND MIXTURES	56
3.6    RECOGNISING CHEMICAL REACTIONS	57
3.7    THE LAW OF CONSERVATION MASS AND ENERGY	58
3.8    DIFFERENT TYPES OF CHEMICAL REACTIONS	59
3.9    CHEMICAL EQUATIONS –WRITING BALANCED EQUATIONS	64
3.10   RATES OF CHEMICAL REACTIONS	64
3.11   ENERGY AND CHEMICAL REACTIONS	67
SUMMARY	69
EXERCISE	70
<b>UNIT 4    ATOMS, MOLECULES AND IONS</b>	<b>71</b>
4.1    OBJECTIVES	71
4.2    PRIOR KNOWLEDGE	71
4.3    ATOMS	73
4.4    ATOMIC AND MASS NUMBERS	73
4.5    ISOTOPES AND RELATIVE ATOMIC MASSES	74
4.6    STRUCTURE OF THE ATOM	76
4.7    THE PERIODIC TABLE	78
4.8    IONIC BONDING	81
4.9    VALENCY	83
4.10   POLYATOMIC IONS	85
4.11   FORMULAS OF IONIC COMPOUNDS	86
4.12   COVALENT BONDING	87
SUMMARY	88
STUDENT ACTIVITY	89



<b>UNIT 5</b>	<b>METALS AND NON-METALS</b>	<b>95</b>
5.1	PRIOR KNOWLEDGE	95
5.2	OBJECTIVES	95
5.3	INTRODUCTION	96
5.4	PROPERTIES OF METALLIC AND NON-METALLIC ELEMENTS	99
5.5	CHEMICAL PROPERTIES	99
5.6	HOW CAN WE TEST TO SEE IF AN ELEMENT IS A METAL?	102
5.7	CHEMICAL REACTIONS OF METALS	103
5.8	REACTIONS BETWEEN METALS AND WATER	105
5.9	THE REACTION BETWEEN METALS AND DILUTE ACIDS	107
5.10	THE REACTIVITY SERIES	109
5.11	THE NON-METALS IN THE REACTIVITY SERIES	111
5.12	MAKING PREDICTIONS FROM THE REACTIVITY SERIES	112
5.13	USES OF SOME COMMON METALS	116
5.14	USES OF PURE METALS	116
5.15	ALLOYS	117
5.16	CORROSION	119
5.17	NITROGEN	123
5.18	FERTILIZER	125
5.19	SULPHUR	126
5.20	MAJOR AIR POLLUTANTS	127
	STUDENT ACTIVITIES	129
	ASSIGNMENT QUESTIONS	133

**The Papua New Guinea University of Technology  
Department of Open and Distance Learning**



Department of Applied Sciences  
The PNG University of Technology



**TABLE OF CONTENTS****PAGE****UNIT 1       MASSES, MOLES AND CONCENTRATIONS**

## LEARNING OUTCOME

## INTRODUCTION

- 1.1   RELATIVE ATOMIC MASS
  - 1.2   FORMULA MASS
  - 1.3   THE MOLE
  - 1.4   EMPIRICAL FORMULA
  - 1.5   REACTION STOICHIOMETRY
  - 1.6   CONCENTRATION OF SOLUTIONS AND MOLARITY
  - 1.7   CALCULATIONS INVOLVING SOLUTIONS
  - 1.8   ACID AND BASE TITRATION
- SUMMARY  
STUDENT LEARNING ACTIVITIES

**UNIT 2       ACIDS, BASES AND SALTS**

## LEARNING OUTCOMES

## INTRODUCTION

- 2.1   ACIDS
  - 2.2   BASES AND ALKALIS
  - 2.3   pH SCALE
  - 2.4   GENERAL PROPERTIES OF ACIDS AND ALKALIS
  - 2.5   TITRATION
  - 2.6   SALTS
  - 2.7   DANGER AND SAFETY PROCEDURES: CONCENTRATED  
ACIDS AND ALKALIS
- SUMMARY  
STUDENT LEARNING ACTIVITIES

**UNIT 3       ELECTROCHEMISTRY**

## LEARNING OUTCOMES

## INTRODUCTION

- 3.1   OXIDATION-REDUCTION REACTION
- 3.2   STANDARD REDUCTION POTENTIALS
- 3.3   ELECTROLYSIS OF MOLTEN SALTS
- 3.4   ELECTROLYSIS OF AQUEOUS SOLUTIONS
- 3.5   ELECTROLYSIS OF IMPURE METALS
- 3.6   ELECTROPLATING
- 3.7   ELECTROLYTIC REFINING (COPPER)



SUMMARY

STUDENT LEARNING ACTIVITIES

#### **UNIT 4 CARBON COMPOUNDS**

LEARNING OUTCOMES

INTRODUCTION

- 4.1 CARBON CYCLE
- 4.2 INTRODUCTION TO THE DIFFERENT FAMILIES OF CARBON COMPOUNDS
- 4.3 ALKANES
- 4.4 ALKENES
- 4.5 ALKYNES
- 4.6 PETROLEUM
- 4.7 POLYMERS
- 4.8 ALCOHOL

#### **UNIT 5 NATURAL RESOURCES AND CHEMICAL INDUSTRIES IN PAPUA NEW GUINEA**

LEARNING OUTCOMES

INTRODUCTION

- 5.1 BASIC CHEMICAL PROCESSES INVOLVED IN CHEMICAL INDUSTRIES
- 5.2 PRODUCTION OF SOAP AND DETERGENTS
- 5.3 PRODUCTION OF PAINTS
- 5.4 PRODUCTION OF CEMENT AND LIME
- 5.5 ALCOHOL PRODUCTION
- 5.6 FOOD PROCESSING UNITS
- 5.7 ANALYTICAL LABORATORIES FOR WATER, METAL OR SOIL


SUMMARY

STUDENT LEARNING ACTIVITIES



**Papua New Guinea University of Technology**  
**Department of Open and Distance Learning**

**ADULT MATRICULATION**



**Enrico C. Mina, AB, BSBA, MBA, DBA**  
Department of Business Studies  
The PNG University of Technology



## **TABLE OF CONTENTS**

	<b>PAGE</b>
COPYRIGHT PAGE	2
ACKNOWLEDGMENTS	3
COURSE OVERVIEW	4
<b>UNIT 11.1 INTRODUCTION TO ECONOMICS AND THE ECONOMIC PROBLEM</b>	<b>19</b>
LEARNING OUTCOMES	19
TERMINOLOGIES	20
INTRODUCTION	23
11.1.1 HUMAN MATERIAL NEEDS AND WANTS	24
11.1.2 ECONOMIC RESOURCES	24
11.1.3 SCARCITY OF RESOURCES	25
11.1.4 ECONOMICS AS A SOCIAL SCIENCE	26
11.1.5 THE THREE FUNDAMENTAL ECONOMIC QUESTIONS	28
11.1.6 ECONOMIC SYSTEMS	28
11.1.7 THE TRADITIONAL OR SUBSISTENCE ECONOMY	30
11.1.8 THE COMMAND OR CENTRALLY-PLANNED ECONOMY	31
11.1.9 THE FREE MARKET ECONOMY	35
11.1.10 THE MIXED ECONOMY	36
SUMMARY	38
STUDENT LEARNING ACTIVITIES	42
ASSIGNMENT	44
ANSWERS TO STUDENT LEARNING ACTIVITIES	45
<b>UNIT 11.2 GROWING THE ECONOMY</b>	<b>48</b>
LEARNING OUTCOMES	48



TERMINOLOGIES	49
INTRODUCTION	51
11.2.1 MAKING CHOICES IN THE FACE OF SCARCITY	52
11.2.2 OPPORTUNITY COST	53
11.2.3 THE PRODUCTION POSSIBILITY CURVE	56
11.2.4 THE CHAIN OF PRODUCTION	58
SUMMARY	64
STUDENT LEARNING ACTIVITIES	68
ASSIGNMENT	71
ANSWERS TO STUDENT LEARNING ACTIVITIES	72
 <b>UNIT 11.3 DEMAND, SUPPLY AND THE DETERMINATION OF PRICE</b>	<b>74</b>
LEARNING OUTCOMES	74
TERMINOLOGIES	74
INTRODUCTION	79
11.3.1 MARKET FORCES IN A FREE ECONOMY	80
11.3.2 THE LAW OF DEMAND	80
11.3.3 THE LAW OF SUPPLY	82
11.3.4 INTERACTION OF DEMAND AND SUPPLY	83
11.3.5 HOW A FREE MARKET ANSWERS THE THREE-FOLD QUESTIONS	85
11.3.6 LIMITATIONS OF A FREE MARKET ECONOMY	86
11.3.7 ELASTICITIES OF DEMAND AND SUPPLY	88
11.3.8 GOVERNMENT INTERVENTION IN THE PRICE MECHANISM	94
11.3.9 MARKET STRUCTURE	98
11.3.10 CHANGES FROM ONE MARKET STRUCTURE TO ANOTHER	112
SUMMARY	112



STUDENT LEARNING ACTIVITIES	119
ASSIGNMENTS	121
ANSWERS TO STUDENT LEARNING ACTIVITIES	123
<b>UNIT 12.1      MANAGING THE ECONOMY</b>	<b>126</b>
LEARNING OUTCOMES	126
TERMINOLOGIES	126
INTRODUCTION	133
12.1.1    ECONOMIC MODELS	134
12.1.2    THE CIRCULAR FLOW OF INCOME	135
○ The Two-Sector Model	135
○ The Three-Sector Model	135
○ The Four-Sector Model	137
○ The Five- Sector Model	138
12.1.3    NATIONAL INCOME MEASUREMENT AND ANALYSIS	140
○ Calculating GDP	141
12.1.4    THE ROLE OF THE GOVERNMENT IN THE ECONOMY	144
12.1.5    PNG's EIGHT AIMS AND DIRECTIVE PRINCIPLES	145
12.1.6    THE BASIC ECONOMIC AIMS OF THE GOVERNMENT	149
12.1.7    GOVERNMENT ECONOMIC POLICY STRATEGIES	150
○ Monetary policy	150
○ Fiscal policy	155
12.1.8    INCOME AND WAGES POLICY	161
12.1.9    EMPLOYMENT ISSUES IN PAPUA NEW GUINEA	164
12.1.10   INFLATION ISSUES	166
12.1.11   MEASURING INFLATION	170
12.1.12   ISSUES FACING THE ECONOMY OF PAPUA NEW GUINEA	172
SUMMARY	174
STUDENT LEARNING ACTIVITIES	187
ASSIGNMENT	191
ANSWERS TO STUDENT LEARNING ACTIVITIES	192

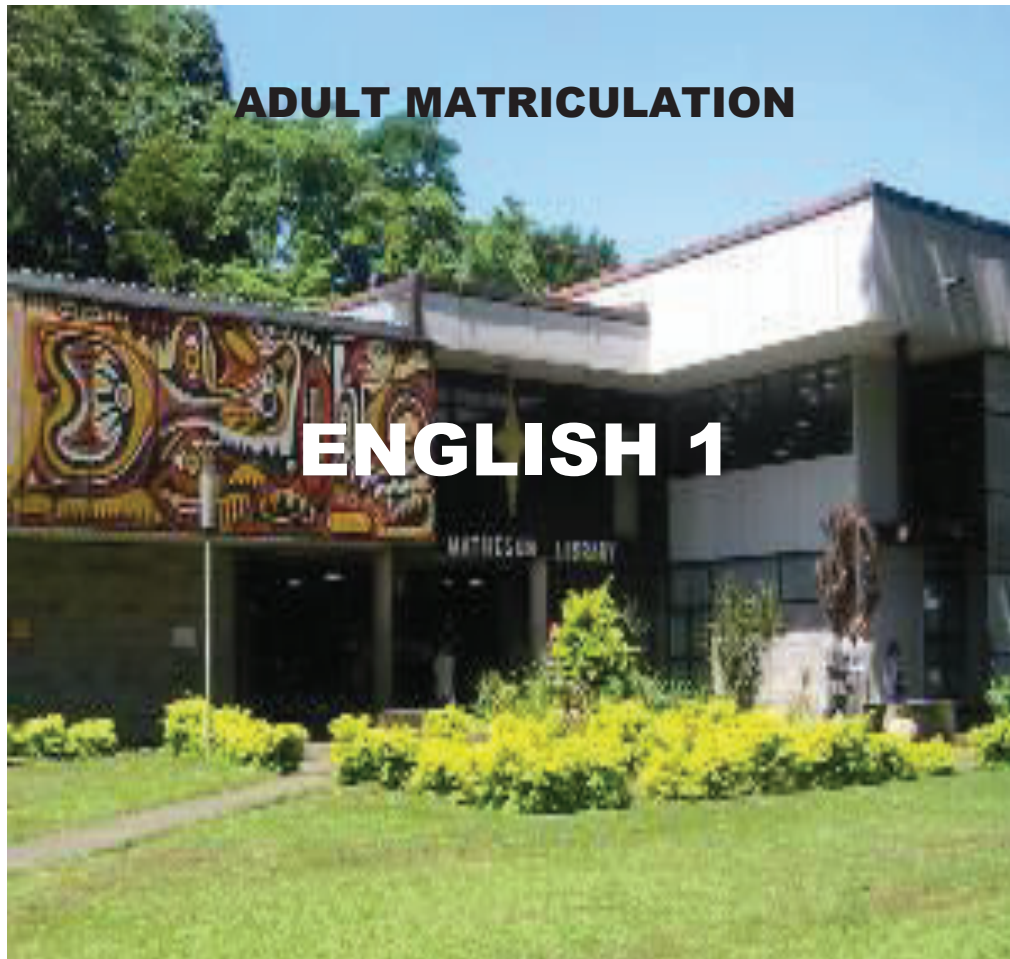


<b>UNIT 12.2</b>	<b>THE GLOBAL ECONOMY</b>	<b>195</b>
LEARNING OUTCOMES		195
TERMINOLOGIES		195
INTRODUCTION		198
12.2.1	INTERNATIONAL TRADE	199
12.2.2	FREE TRADE VS PROTECTIONISM	205
12.2.3	GROSS INTERNATIONAL RESERVES, BALANCE OF TRADE AND BALANCE OF PAYMENTS	209
12.2.4	EXCHANGE RATES	210
12.2.5	FOREIGN INVESTMENTS AND FOREIGN LOANS	213
12.2.6	GLOBALIZATION IN AN ECONOMIC CONTEXT	215
SUMMARY		221
STUDENT LEARNING ACTIVITIES		232
ASSIGNMENT		236
ANSWERS TO STUDENT LEARNING ACTIVITIES		237
BIBLIOGRAPHY		242





**The Papua New Guinea University of Technology**  
**Department of Open and Distance Learning**



Imelda Ambelye  
Department of Communication and Development Studies  
The Papua New Guinea University of Technology



**TABLE OF CONTENTS**

	<b>PAGE</b>
<b>INTRODUCTION</b>	<b>15</b>
<b>OBJECTIVES</b>	<b>15</b>
<b>UNIT 1 READING</b>	<b>16</b>
<b>LEARNING OUTCOMES</b>	<b>16</b>
<b>INTRODUCTION</b>	<b>17</b>
<b>1.1 EFFECTIVE READING</b>	<b>19</b>
<b>1.2 THE DEVELOPMENT OF KEY READING</b>	<b>19</b>
1.2.1 Previewing	20
1.2.2 Predicting	20
1.2.3 Skimming	20
1.2.4 Reading for the main idea	20
1.2.5 Scanning	21
1.2.6 Reading for detail	21
<b>1.3 KEY READING</b>	<b>23</b>
1.3.1 The Key reading technique	24
<b>1.4 READING FOR COMPREHENSION</b>	<b>29</b>
1.4.1 Three levels of comprehension	32
1.4.2 Methods and techniques for improving comprehension	34
1.4.3 Comprehension Skills	34
1.4.4 The measurement of comprehension skills	34
1.4.5 A new techniques for measuring comprehension	35
<b>1.5 READING WITH A PURPOSE</b>	<b>38</b>
1.5.1 Reasons for reading	39
1.5.2 Flexibility of techniques	39
1.5.3 How purpose may relate to types of reading material	39
1.5.4 How to read with purpose	40
<b>1.6 PRE- READING</b>	<b>51</b>
1.6.1 Why pre-read	51
1.6.2 How to pre-read with speed and efficiency	51
1.6.3 When to pre-read	53



<b>1.7 CRITICAL READING</b>	<b>63</b>
1.7.1 How to critically analyse a print text	65
<b>SUMMARY</b>	<b>71</b>
<b>ANSWERS TO STUDENT LEARNING ACTIVITIES</b>	<b>72</b>
<b>UNIT 2 WRITING</b>	<b>84</b>
<b>LEARNING OUTCOMES</b>	<b>84</b>
<b>INTRODUCTION</b>	<b>85</b>
<b>2.1 GRAMMAR</b>	<b>86</b>
2.1.1 Grammar in context	86
2.1.2 Levels of grammar	86
2.1.3 Word functions	90
<b>2.2 EFFECTIVE WRITING</b>	<b>94</b>
2.2.1 Four principles of effective writing	94
2.2.2 Constructing effective paragraphs	94
<b>2.3 BUILDING A PARAGRAPH</b>	<b>96</b>
2.3.1 Logical order	96
2.3.2 Linking	96
2.3.3 Repetition of key words	96
2.3.4 Relevance	96
<b>2.4 WRITING ESSAYS</b>	<b>98</b>
2.4.1 Introduction	98
2.4.2 Special questioning words	99
2.4.3 Topic words	100
2.4.4 'Explain' Essays	100
2.4.5 'Argue' Essays	106
2.4.6 'Discuss' Essays	111
<b>SUMMARY</b>	<b>121</b>
<b>ANSWERS TO STUDENT LEARNING ACTIVITIES</b>	<b>122</b>
<b>UNIT 3 LITERATURE</b>	<b>131</b>
<b>LEARNING OUTCOMES</b>	<b>131</b>
<b>INTRODUCTION</b>	<b>132</b>
<b>3.1 NARRATIVE</b>	<b>133</b>



3.1.1	Overview of narrative with a moral genre	135
3.1.2	What is plot?	135
3.1.3	Elements of plot structure	136
<b>3.2</b>	<b>PERSONAL RECOUNT</b>	<b>139</b>
3.2.1	Overview of personal recount genre	139
<b>3.3</b>	<b>HISTORICAL RECOUNT OR BIOGRAPHY</b>	<b>145</b>
3.3.1	Overview of historical recount/biography	146
<b>3.4</b>	<b>POETRY</b>	<b>149</b>
3.4.1	Overview of types of poems and their features	149
3.4.2	Free verse poetry	150
	<b>SUMMARY</b>	<b>156</b>
	<b>ANSWERS TO STUDENT LEARNING ACTIVITIES</b>	<b>157</b>
	<b>ASSIGNMENTS</b>	<b>167</b>
	<b>BIBLIOGRAPHY</b>	<b>210</b>
	<b>APPENDIX</b>	<b>212</b>



**The Papua New Guinea University of Technology**  
**Department of Open and Distance Learning**



EDUARDO S. BANZON, BSEd, MAEd, LIB  
Department of Open and Distance Learning  
The PNG University of Technology



## TABLE OF CONTENTS

	PAGE
<b>UNIT 1 READING, COMPREHENSION AND LITERATURE</b>	<b>17</b>
<b>LEARNING OUTCOMES</b>	<b>17</b>
<b>INTRODUCTION</b>	<b>18</b>
<b>1.1 READING</b>	<b>19</b>
1.1.1 Improving your ability to concentrate	19
1.1.2 Effective reading habits	20
<b>1.2 COMPREHENSION</b>	<b>23</b>
1.2.1 Understanding sentences	24
1.2.2 Understanding paragraphs	29
1.2.3 Understanding passages	33
1.2.4 Understanding graphs, diagrams and pictures	35
<b>1.3 VOCABULARY DEVELOPMENT</b>	<b>41</b>
1.3.1 Context Clues	41
1.3.2 Types of Context Clues	41
<b>1.4 APPRECIATING POETRY</b>	<b>47</b>
1.4.1 Definitions	47
1.4.2 Understanding poetry	47
1.4.3 Why study poetry	47
1.4.4 Guide to poetry appreciation	48
1.4.5 Elements of poetry	49
1.4.6 Imagery in poetry	52
1.4.7 Symbolism in Poetry	53
<b>1.5 FIGURATIVE LANGUAGE</b>	<b>55</b>
1.5.1 Definition	55
1.5.2 Literal vs. figurative language	55
1.5.3 Uses of figurative language	57
1.5.4 Types of figures of speech	57
<b>1.6 APPRECIATING THE SHORT STORY</b>	<b>67</b>
1.6.1 Definitions	67
1.6.2 Elements of a short story	67
1.6.3 Parts of the plot in a story	69



<b>SUMMARY</b>	79
<b>ASSIGNMENTS</b>	80
<b>APPENDIX 1</b>	119
 <b>UNIT 2 PARAGRAPH DEVELOPMENT</b>	 <b>131</b>
 <b>LEARNING OUTCOMES</b>	 131
<b>INTRODUCTION</b>	132
 <b>2.1 THE PARAGRAPH</b>	 133
<b>2.2 THE TOPIC SENTENC</b>	133
<b>2.3 TIME, PLACE AND ASPECT IN THE TOPIC SENTENCE</b>	136
2.3.1 Where to find the Topic Sentence	138
2.3.2 Support Sentences	141
2.3.3 T R I C in Paragraph	147
<b>2.4 PATTERNS OF PARAGRAPH DEVELOPMENT</b>	148
2.4.1 Description	148
2.4.2 Narration	150
2.4.3 Comparison and Contrast	152
2.4.4 Cause and Effect	156
2.4.5 Process	159
<b>2.5 DICTION IN WRITING</b>	161
<b>SUMMARY</b>	165
<b>ASSIGNMENT</b>	166
<b>APPENDIX 2</b>	186
 <b>UNIT 3 PRINCIPLES OF EFFECTIVE ESSAY WRITING</b>	 <b>212</b>
 <b>LEARNING OUTCOMES</b>	 212
<b>INTRODUCTION</b>	213
 <b>3.0 PRINCIPLES OF EFFECTIVE WRITING</b>	 214
<b>3.1 PRINCIPLE OF UNITY</b>	214
<b>3.2 PRINCIPLE OF SUPPORT</b>	215
3.2.1 Support using specific examples	215



3.2.2	Support using details	216
3.2.3	Support using facts and statistics	217
<b>3.3</b>	<b>PRINCIPLE OF COHERENCE</b>	218
3.3.1	Organizing and Connecting the Evidence	218
3.3.2	Paragraph Order Using T R I C	219
<b>3.4</b>	<b>PRINCIPLE OF REVISION</b>	221
3.4.1	Sentence Skills Mistakes	221
3.4.2	Wordiness	221
<b>3.5</b>	<b>WRITING THE ESSAY</b>	230
3.5.1	Understanding the Question	230
3.5.2	Interpreting the Question Word	231
3.5.3	Identifying the Key Terms	233
<b>3.6</b>	<b>WRITING AN ARGUMENTATIVE ESSAY</b>	236
3.6.1	Defining an Attitude	236
3.6.2	Subject Matter	236
3.6.3	Two Ways of Treating an Argument	237
3.6.4	Parts of an Argumentative Essay	237
<b>3.7</b>	<b>WRITING A DESCRIPTIVE ESSAY</b>	242
3.7.1	Parts of a Descriptive Essay	242
<b>3.8</b>	<b>A METHOD FOR EVALUATING YOUR WRITTEN WORK</b>	246
<b>3.9</b>	<b>REFERENCING AND BIBLIOGRAPHY</b>	247
3.9.1	Referencing	247
3.9.2	Bibliography	248
3.9.3	Parts of a Bibliography	248
3.9.4	Bibliography from the Internet	249
<b>SUMMARY</b>		250
<b>ASSIGNMENTS</b>		251
<b>UNIT 4</b>	<b>CREATIVE ESSAY WRITING</b>	<b>263</b>
<b>LEARNING OUTCOMES</b>		263
<b>INTRODUCTION</b>		264
<b>4.1</b>	<b>WHAT IS CREATIVE WRITING?</b>	265




<b>4.2 TYPES OF CREATIVE WRITING</b>	265
<b>4.3 PERSONAL WRITING</b>	265
4.3.1 The Diary	266
<b>4.4 IMAGINATIVE WRITING OR SCI-FI</b>	270
<b>4.5 DESCRIPTIVE WRITING</b>	273
4.5.1 The Character Sketch	274
4.5.2 The Profile	274
<b>4.6 CRITIQUE WRITING</b>	277
4.6.1 The Movie Review	278
<b>4.7 HUMOROUS WRITING</b>	282
<b>4.8 NARRATIVE WRITING</b>	283
4.8.1 Setting	283
4.8.2 Plot	284
4.8.3 Characters and Characterization	285
4.8.4 Theme	287
4.8.5 Conflict	290
4.8.6 The Biography	293
<b>4.9 IRONIC AND SATIRICAL WRITING</b>	294
4.9.1 Irony	294
4.9.2 Sarcasm	297
4.9.3 Satire	298
<b>SUMMARY</b>	300
<b>ASSIGNMENTS</b>	301
<b>BIBLIOGRAPHY</b>	318





**The Papua New Guinea University of Technology**  
**Department of Open and Distance Learning**



EDUARDO S. BANZON, BSEd (major in English and History), MAEd, LIB  
Department of Open and Distance Learning  
The PNG University of Technology

**TABLE OF CONTENTS**

		Page
<b>UNIT 1</b>	<b>PAPUA NEW GUINEA'S EARLY HISTORY.....</b>	<b>12</b>
11.1	Prehistory.....	21
11.1.1	Stages in the Pre-history of Papua New Guinea.....	21
11.1.2	Earliest Human Occupation of Papua New Guinea.....	22
	Case Study: Kuk Archaeological Site	
11.1.3	Languages.....	25
11.1.4	Traditional People.....	26
11.1.5	Social Organization.....	27
11.1.6	Traditional Trade.....	29
	Case Study Pacific Trade – Lapita Trade and Culture...	
<b>UNIT 2</b>	<b>IMPERIALISM.....</b>	<b>39</b>
11.2	European Imperialism.....	41
11.2.1	Imperialism.....	41
11.2.2	The Renaissance.....	42
11.2.3	The Age of Exploration and Colonisation.....	43
11.2.4	The Industrial Revolution.....	48
11.2.5	Arrival of Foreigners (1850 – 1900).....	54
11.2.6	European Imperialism in PNG.....	56
11.2.7	Response to Imperialism.....	59
11.2.8	Micro Nationalist Movements.....	59
	Case Study: The aborigines Movement of Australia.....	60
<b>UNIT 3</b>	<b>WORLD WAR I AND ITS AFTERMATH.....</b>	<b>65</b>
11.3.1	Background to World War I.....	67
11.3.2	Events Leading to World War I.....	67
11.3.3	World War I, 1914 – 1918.....	69
11.3.4	The Russian Revolution.....	79
11.3.5	Australia in Papua and New Guinea.....	80
11.3.6	The League of Nations.....	86
11.3.7	The Great Depression.....	83
11.3.8	The Rise of Dictators.....	86
<b>UNIT 4</b>	<b>WORLD WAR II AND ITS AFTERMATH.....</b>	<b>94</b>
11.4.1	Changes in Asia, 1900 – 1950.....	96
11.4.2	Japanese Militarism, 1900 – 1950.....	99
11.4.3	Growth of Japanese Military Adventurism.....	100
11.4.4	The Greater East Asia Co-Prosperity Sphere.....	101
11.4.5	Background to World War II.....	102




## MATRICULATION HISTORY

11.4.6	Events Leading to World War II.....	102
11.4.7	Battles Fought in World War II.....	103
	Case Study: The Rise of Adolf Hitler	
11.4.8	The Holocaust.....	116
11.4.9	World War II in the Pacific.....	119
11.4.10	World War II Comes to Papua New Guinea.....	120
11.4.11	End of World War II.....	124
11.4.12	Outcome of World War II – Consequence and Treaties.....	126
<b>UNIT 5</b>	<b>DECOLONISATION and INDEPENDENCE.....</b>	<b>130</b>
12.1.1	Decolonisation.....	132
12.1.2	Causes of Decolonisation.....	133
12.1.3	History of Decolonisation.....	134
12.1.4	Resistance Movement.....	136
12.1.5	Decolonisation of Africa and Asia, 1945 – 1960.....	139
12.1.6	Decolonisation and the Beginnings of the Cold War.....	142
12.1.7	The United Nations and the Changing World Order.....	143
12.1.8	New Styles of Diplomacy.....	145
<b>UNIT 6</b>	<b>OUR CHANGING WORLD.....</b>	<b>147</b>
12.2.1	The Cold War.....	149
12.2.2	The Cold War: Containment.....	151
12.2.3	The Cold War Conflicts.....	152
	Case Study: The Cuban Missile Crisis	
12.2.4	The End of the Cold War.....	157
12.2.5	International Cooperation.....	163
12.2.6	Peacekeeping and the United Nations.....	171
12.2.7	Disarmament, Demobilisation and Reintegration.....	172
12.2.8	Global Issues.....	174
12.2.9	Emerging Market Economies.....	186
<b>UNIT 7</b>	<b>PAPUA NEW GUINEA AS A NATION.....</b>	<b>189</b>
12.3.1	The PNG Constitution.....	191
12.3.2	System of Government.....	192
12.3.3	Electoral System.....	193
12.3.4	Limited Preferential Voting System.....	195
12.3.5	National Goals and Directive Principles.....	195
12.3.6	Governance, Accountability and Transparency.....	200
12.3.7	Bougainville Conflict and Resolution.....	206
12.3.8	Bilateral and Multilateral Relations.....	208
12.3.9	PNG Vision 2050.....	214
12.3.10	Social and Cultural Changes.....	218





The Papua New Guinea University of Technology  
Department of Open and Distance Learning



JOHN SHADLOW  
BOAZ ANDREWS  
Department of Mathematics and Computer Sciences  
The PNG University of Technology

**TABLE OF CONTENTS**

	<b>PAGE</b>
UNIT 1 NUMBER AND APPLICATION	13
LEARNING OUTCOMES	14
INTRODUCTION	15
1.1 NUMBER SYSTEMS	16
1.2 SURDS	17
1.3 INDICES	19
Student Learning Activity 1.2.1	19
Student Learning Activity 1.3.1	22
1.4 SIGNIFICANT DIGITS AND SCIENTIFIC NOTATION	22
Student Learning Activity 1.4.1	24
1.5 ROUNDING, APPROXIMATION AND ERROR	24
Student Learning Activity 1.5.1	26
1.6 MEASUREMENT UNIT SYSTEMS	26
Student Learning Activity 1.6.1	28
1.7 RATIOS, RATES AND PERCENTAGES	28
Student Learning Activity 1.7.1	34
1.8 PROPORTIONALITY	35
Student Learning Activity 1.8.1	38
Student Learning Activity 1.8.2	42
Answers to Student Learning Activities	43
UNIT 2 BASIC ALGEBRA	46
LEARNING OUTCOMES	47
INTRODUCTION	48
2.1 BASIC DEFINITIONS	49
Student Learning Activity 2.1.1	51
2.2 INEQUALITIES	52
Student Learning Activity 2.2.1	56
2.3 FUNCTIONS	56
Student Learning Activity 2.3.1	60
2.4 GRAPHS OF FUNCTIONS	60
Student Learning Activity 2.4.1	62
2.5 LINEAR FUNCTIONS AND GRAPHS	62



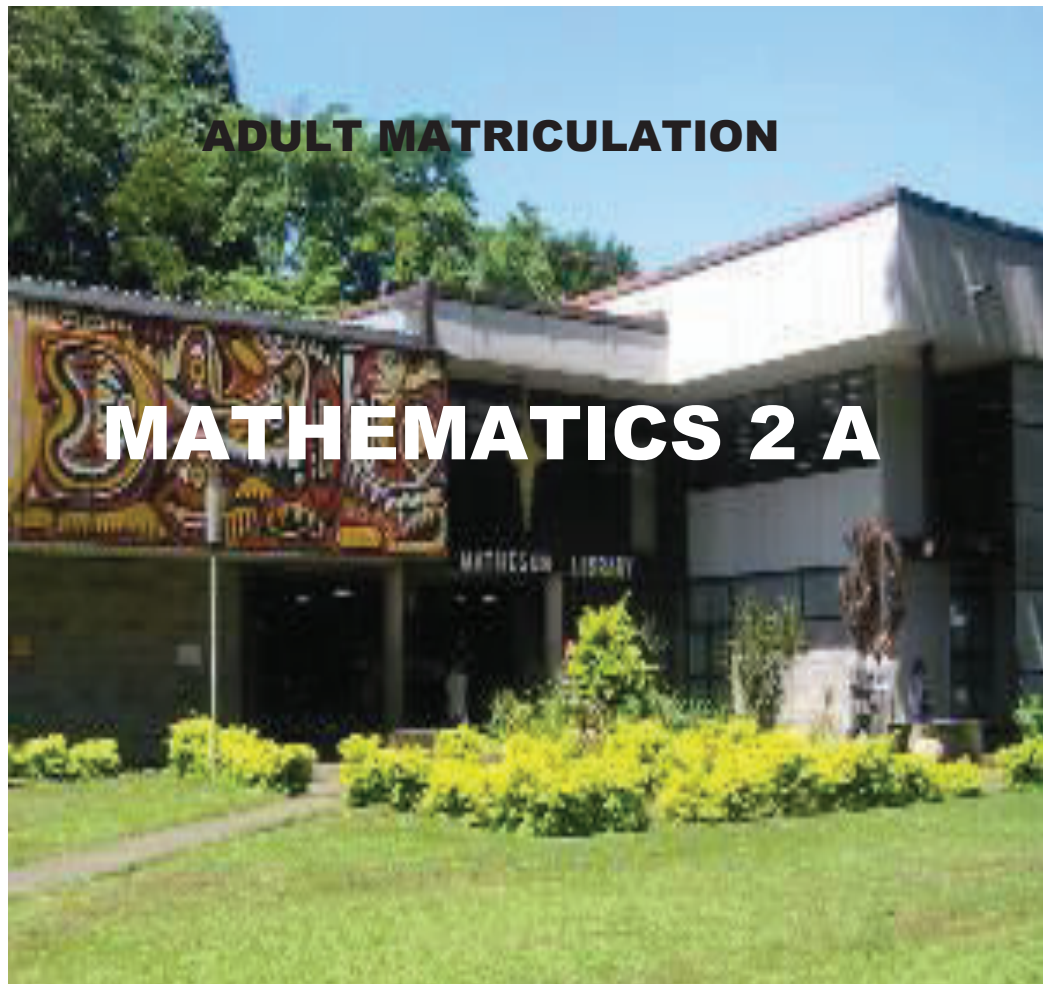
Student Learning Activity 2.5.1	65
2.6 LINEAR EQUATIONS	65
Student Learning Activity 2.6.1	67
2.7 SIMULTANEOUS EQUATIONS	67
Student Learning Activity 2.7.1	69
2.8 LINEAR INEQUALITIES	69
Student Learning Activity 2.8.1	73
2.9 QUADRATIC FUNCTIONS AND GRAPHS	73
Student Learning Activity 2.9.1	75
2.10 QUADRATIC EQUATIONS	76
Student Learning Activity 2.10.1	79
Answers to Student Learning Activities	80
UNIT 3 GEOMETRY	88
LEARNING OUTCOMES	89
INTRODUCTION	90
3.1 PARALLEL LINES	91
Student Learning Activity 3.1.1	93
3.2 POLYGONS	94
Student Learning Activity 3.2.1	95
Student Learning Activity 3.2.2	97
Student Learning Activity 3.2.3	97
3.3 TRIANGLES	98
Student Learning Activity 3.3.1	100
Student Learning Activity 3.3.2	104
Student Learning Activity 3.3.3	106
3.4 QUADRILATERALS	106
Student Learning Activity 3.4.1	107
Student Learning Activity 3.4.2	112
3.5 SIMILAR TRIANGLES	112
Student Learning Activity 3.5.1	114
Student Learning Activity 3.5.2	116
Student Learning Activity 3.5.3	119
Student Learning Activity 3.5.4	120
3.6 CIRCLES	121



Student Learning Activity 3.6.1	124
Student Learning Activity 3.6.2	125
Student Learning Activity 3.6.3	127
3.7 SOLIDS	128
Student Learning Activity 3.7.1	131
Student Learning Activity 3.7.2	133
Student Learning Activity 3.7.3	135
3.8 COORDINATE GEOMETRY	136
Student Learning Activity 3.8.1	145
Answers to Student Learning Activities	146
UNIT 4 TRIGONOMETRY	148
LEARNING OUTCOMES	149
INTRODUCTION	150
4.1 BASIC TRIGONOMETRIC RATIOS	151
Student Learning Activity 4.1.1	154
4.2 RATIOS OF 0, 30, 45, 60 AND 90 DEGREES	155
4.3 INVERSE TRIGONOMETRIC FUNCTIONS	157
Student Learning Activity 4.3.1	158
4.4 SOLVING RIGHT-ANGLED TRIANGLES	159
Student Learning Activity 4.4.1	162
4.5 ANGLES OF ELEVATION AND DEPRESSION	162
Student Learning Activity 4.5.1	164
4.6 PYTHAGORAS' THEOREM	165
Student Learning Activity 4.6.1	166
4.7 SINE RULE	166
Student Learning Activity 4.7.1	170
4.8 COSINE RULE	170
Student Learning Activity 4.8.1	173
Answers to Student Learning Activities	174



The Papua New Guinea University of Technology  
Department of Open and Distance Learning



BOAZ ANDREWS  
Department of Mathematics and Computer Sciences  
The PNG University of Technology



**TABLE OF CONTENTS**

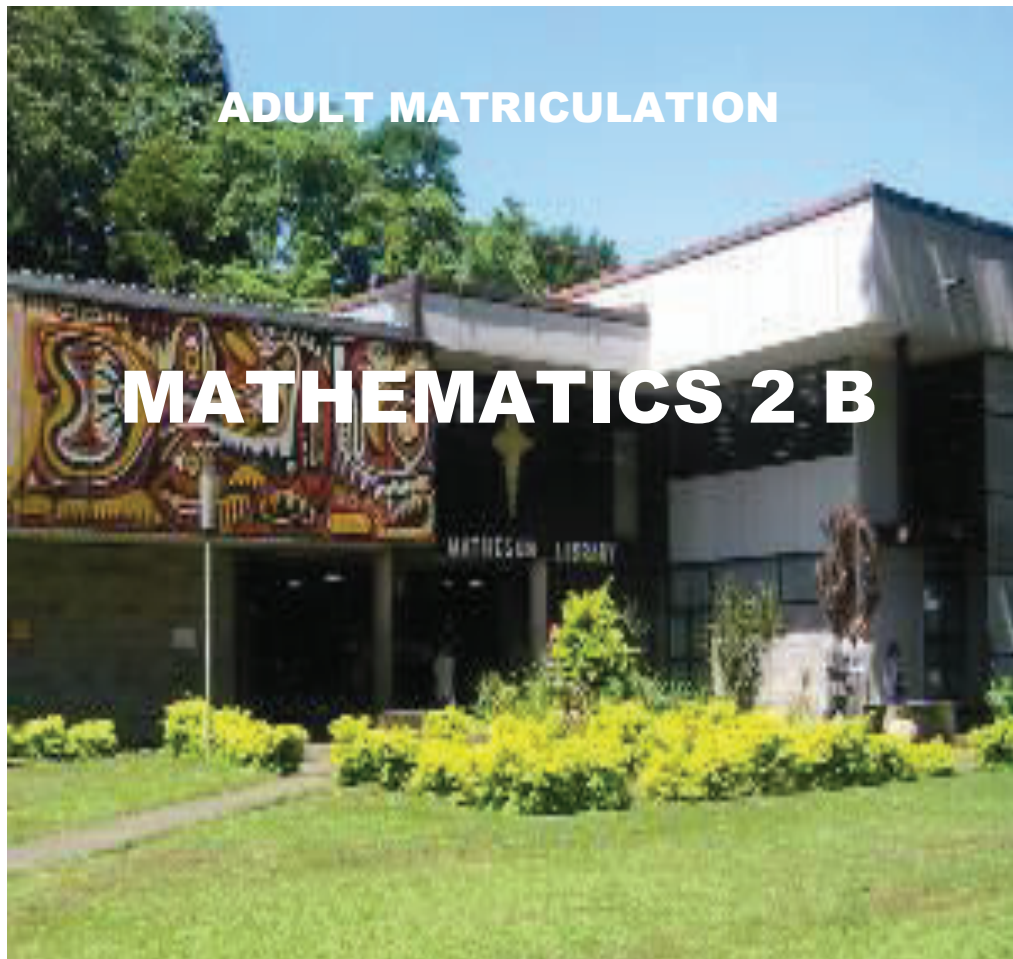
	<b>PAGE</b>
<b>UNIT 1: SETS, SEQUENCES AND SERIES</b>	<b>12</b>
Learning Outcomes	13
Introduction	13
1.1 Set Definitions and Venn Diagrams	14
1.2 Union, Intersection and Subset	15
1.3 Number Patterns and Sequences	20
1.4 Arithmetic Sequences	22
1.5 Geometric Sequences	25
1.6 Series	28
1.7 Arithmetic Series	30
1.8 Geometric Series	33
Answers to Student Learning Activities	37
 <b>UNIT 2: TRIGONOMETRY</b>	 <b>45</b>
Learning Outcomes	46
Introduction	46
2.1 Basic Trigonometric Ratios	47
2.2 Trigonometric Ratios of 0, 30, 45 and 60 Degrees	50
2.3 Solving Right-Angled Triangles	53
2.4 Sine and Cosine Rules	59
2.5 The Unit Circle	66
2.6 Trigonometric Ratios for All Angles	68
2.7 Trigonometric Ratios for $(180 \pm \theta)$ and $(-\theta)$	72
Answers to Student Learning Activities	75
 <b>UNIT 3: MATRICES</b>	 <b>78</b>
Learning Outcomes	79
Introduction	79
3.1 Matrix Structure	80
3.2 Matrix Definitions and Operations	82
3.3 The Inverse of a $2 \times 2$ Matrix	95



3.4 3*3 and Larger Matrices	100
Answers to Student Learning Activities	102
<b>UNIT 4 VECTORS</b>	<b>108</b>
Learning Outcomes	109
Introduction	109
4.1 Definitions	110
4.2 Operations with Vectors	112
4.3 Two-Dimensional Vectors in Component Form	119
4.4 Three-Dimensional Vectors	126
4.5 Unit Vectors	127
4.6 Scalar Product of Two Vectors	129
4.7 Vector Product of Two Vectors	135
Answers to Student Learning Activities	142
<b>UNIT 5: CALCULUS</b>	<b>148</b>
Learning Outcomes	149
Introduction	149
5.1 Rates of Change	150
5.2 Limits	153
5.3 Calculating Instantaneous Rates of Change	155
5.4 Differentiation Symbols	159
5.5 Basic Rules of Differentiation	159
5.6 Other Rules of Differentiation	161
5.7 Applications of Differentiation	169
5.8 Anti-Differentiation	175
5.9 Integration	176
5.10 Definite Integrals	183
5.11 Integration by Substitution	185
Answers to Student Learning Activities	188



**The Papua New Guinea University of Technology**  
**Department of Open and Distance Learning**



**JOHN SHADOW**  
Department of Mathematics and Computer Sciences  
The PNG University of Technology

**TABLE OF CONTENTS**

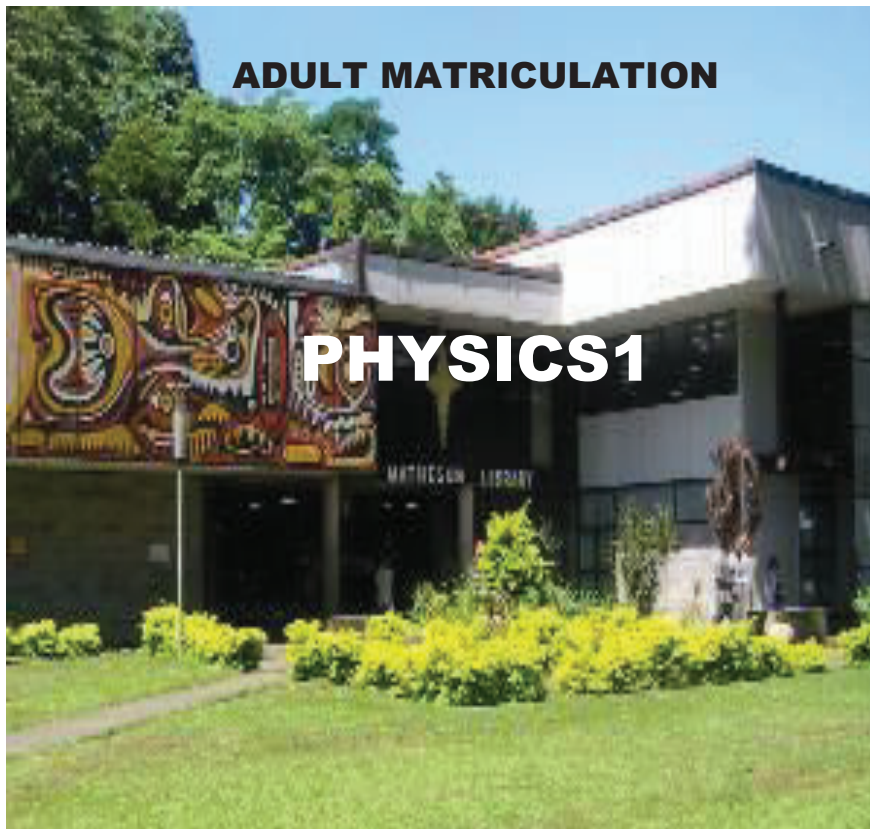
	<b>PAGE</b>
<b>Unit 1: Managing Money 2</b>	<b>12</b>
Learning Outcomes	12
Introduction	13
1.1 Percentages	14
1.2 Simple Interest	17
1.3 Compound Interest	20
1.4 Flat Rate Loan Model	26
1.5 Reducing Balance Loan Model	30
1.6 Interest-Only Loan Model	35
Answers to Student Learning Activities	38
 <b>Unit 2: Probability</b>	 <b>43</b>
Learning Outcomes	43
Introduction	44
2.1 Set Theory and Venn Diagrams	45
2.2 Meaning of Probability	47
2.3 Definitions	47
2.4 Diagrammatic Representation of Events	51
2.5 Combinations of Events	52
2.6 Conditional Probability	55
2.7 Probability of Joint Occurrence	56
2.8 Independent Events	58
2.9 Probability at Least One of Several Events/Occurrences	59
2.10 Mutually Exclusive Events	60
2.11 Complementary Events	62
2.12 Calculating Probabilities of Complex Events	64
Answers to Student Learning Activities	67



<b>Unit 3: Functions, Graphs and Equations</b>	<b>72</b>
Learning Outcomes	72
Introduction	73
3.1 Functions and Graphs	74
3.2 Linear Functions, Graphs, Equations and Inequalities	80
3.3 Quadratic Functions, Graphs and Equations	92
3.4 Exponential Functions and Graphs	98
Answers to Student Learning Activities	105
 <b>Unit 4: Correlation and Regression</b>	 <b>116</b>
Learning Outcomes	116
Introduction	117
4.1 Correlation	118
4.2 Regression	125
Answers to Student Learning Activities	130



**The Papua New Guinea University of Technology**  
**Department of Open and Distance Learning**



ROBERTO SOTO  
Department of Applied Physics  
The PNG University of Technology

**TABLE OF CONTENTS**

	<b>PAGE</b>
<b>UNIT 1 MEASUREMENT</b>	<b>18</b>
<b>LEARNING OUTCOMES</b>	<b>19</b>
<b>INTRODUCTION</b>	<b>20</b>
<b>1.0 UNITS AND STANDARDS OF MEASUREMENT</b>	<b>21</b>
<b>1.1 EXPRESSING THE MAGNITUDE OF QUANTITIES</b>	<b>23</b>
1.1.1 Scientific Notation	
1.1.2 Prefixes	
1.1.3 Significant Figures	
1.1.4 Rounding off	
1.1.5 Order of Magnitude	
1.1.6 Conversion of Units and Techniques	
<b>1.2 ACCURACY AND PRECISION</b>	<b>30</b>
<b>1.3 TYPES AND SOURCES OF ERRORS</b>	<b>31</b>
1.3.1 Errors	
1.3.2 Mistakes and Errors	
1.3.3 Types of Errors	
<b>1.4 ACCURACY OF AN INSTRUMENT</b>	<b>32</b>
1.4.1 Some common measuring instruments	
1.4.2 Minimising errors	
<b>1.5 GRAPHS</b>	<b>37</b>
1.5.1 Adding and subtracting instruments	
<b>SUMMARY</b>	<b>38</b>
<b>SELF ASSESSMENT</b>	<b>39</b>
<b>UNIT 2 KINEMATICS</b>	<b>46</b>
<b>LEARNING OUTCOMES</b>	<b>47</b>
<b>INTRODUCTION</b>	<b>48</b>
<b>2.0 DESCRIBING MOTION WITH WORDS</b>	<b>49</b>
<b>2.1 SCALARS AND VECTORS</b>	<b>49</b>
<b>2.2 DISTANCE AND DISPLACEMENT</b>	<b>49</b>



<b>2.3</b>	<b>SPEED AND VELOCITY</b>	<b>50</b>
<b>2.4</b>	<b>CALCULATING AVERAGE SPEED AND AVERAGE VELOCITY</b>	<b>50</b>
<b>2.5</b>	<b>AVERAGE SPEED VERSUS INSTANTANEOUS SPEED</b>	<b>51</b>
<b>2.6</b>	<b>ACCELERATION</b>	<b>51</b>
<b>2.7</b>	<b>DIRECTION OF THE ACCELERATION VECTOR</b>	<b>52</b>
<b>2.8</b>	<b>DIAGRAMS</b>	<b>53</b>
2.8.1	Ticker Tape diagrams	
2.8.2	Vector diagrams	
<b>2.9</b>	<b>POSITION-TIME GRAPH</b>	<b>55</b>
<b>2.10</b>	<b>THE IMPORTANCE OF SLOPE</b>	<b>56</b>
<b>2.11</b>	<b>DETERMINING THE SLOPE ON A POSITION-TIME GRAPH</b>	<b>58</b>
<b>2.12</b>	<b>THE VELOCITY OF TIME –GRAPH</b>	<b>60</b>
<b>2.13</b>	<b>THE IMPORTANCE OF SLOPE ON VELOCITY-TIME GRAPH</b>	<b>62</b>
<b>2.14</b>	<b>DETERMINING THE SLOPE ON A V-T GRAPH</b>	<b>63</b>
<b>2.15</b>	<b>RELATING THE SHAPE TO THE MOTION</b>	<b>65</b>
<b>2.16</b>	<b>DETERMINING THE AREA ON A V-T GRAPH</b>	<b>67</b>
<b>2.17</b>	<b>CALCULATING THE AREA OF A RECTANGLE</b>	<b>67</b>
<b>2.18</b>	<b>FREE FALL AND THE ACCELERATION OF GRAVITY</b>	<b>68</b>
2.18.1	Introduction to Free Fall	
2.18.2	Acceleration due to gravity	
2.18.3	Representing free fall by graphs	
2.18.4	How fast and how far?	
2.18.5	The Big Misconception	
2.18.6	The Kinematic equations	
2.18.7	Kinematic equations and free fall	
2.18.9	Projectile Motion	
2.18.9	Uniform Circular Motion	
<b>SUMMARY</b>		<b>88</b>
<b>SELF ASSESSMENT</b>		<b>89</b>
<b>UNIT 3</b>	<b>DYNAMICS: FORCE AND MOTION</b>	<b>94</b>
<b>LEARNING OUTCOMES</b>		<b>94</b>
<b>INTRODUCTION</b>		<b>95</b>
<b>3.1</b>	<b>FORCE</b>	<b>96</b>





3.1.1	Field forces	
3.1.2	Magnetic forces	
3.1.3	About magnets	
3.1.4	North and South Poles	
3.1.5	Law of Magnets	
3.1.6	Electrostatic forces	
3.1.7	Gravitational forces	
<b>3.2</b>	<b>FRICTION</b>	<b>100</b>
3.2.1	Definition of friction	
3.2.2	Application of friction	
3.2.3	Nature and properties of friction	
<b>3.3</b>	<b>NEWTON'S LAWS</b>	<b>103</b>
3.3.1	Newton's First Law: Inertia's Law	
3.3.2	Newton's Second Law	
3.3.3	Newton's Third Law	
<b>3.4</b>	<b>ROTATIONAL MOTION AND EQUILIBRIUM</b>	<b>109</b>
3.4.1	Angular velocity and angular acceleration	
3.4.2	Uniformly accelerated rotational motion	
3.4.3	Circular motion of an object	
3.4.4	Non-uniform circular motion	
<b>3.5</b>	<b>TORQUE</b>	<b>116</b>
<b>3.6</b>	<b>EQUILIBRIUM</b>	<b>117</b>
<b>3.7</b>	<b>MOMENTUM AND IMPULSE</b>	<b>118</b>
3.7.1	Newton's Second Law in terms of momentum	
3.7.2	Impulse-momentum theorem	
3.7.3	Collisions and conservation of linear momentum	
3.7.4	Collisions and kinetic energy	
3.7.5	Head on collisions and glancing collisions	
<b>SUMMARY</b>		<b>130</b>
<b>SELF ASSESSMENT</b>		<b>132</b>
<b>UNIT 4 WORK, POWER AND ENERGY</b>		<b>137</b>
<b>LEARNING OUTCOMES</b>		<b>138</b>
<b>INTRODUCTION</b>		<b>139</b>



<b>4.0 ENERGY</b>	<b>140</b>
<b>4.1 TYPES OF ENERGY</b>	<b>140</b>
<b>4.2 LAW OF CONSERVATION OF ENERGY</b>	<b>141</b>
<b>4.3 EFFICIENCY</b>	<b>142</b>
<b>4.4 WORK</b>	<b>143</b>
<b>4.5 RELATIONSHIP BETWEEN WORK AND ENERGY</b>	<b>144</b>
<b>4.6 KINETIC ENERGY</b>	<b>144</b>
<b>4.7 POTENTIAL ENERGY</b>	<b>145</b>
<b>4.8 INCLINED PLANE</b>	<b>147</b>
<b>4.9 COMPONENT OF WORK AT RIGHT ANGLES</b>	<b>148</b>
<b>4.10 ENERGY CHANGE IN PENDULUM</b>	<b>148</b>
<b>4.11 RELATIONSHIP BETWEEN POTENTIAL AND KINETIC ENERGY</b>	<b>149</b>
<b>4.12 POWER</b>	<b>151</b>
<b>4.13 ENERGY SOURCES</b>	<b>154</b>
<b>4.14 ENERGY SITUATION IN PAPUA NEW GUINEA</b>	<b>157</b>
<b>4.15 CASE STUDIES</b>	<b>158</b>
<b>SUMMARY</b>	<b>161</b>
<b>SELF ASSESSMENT</b>	<b>163</b>
<b>UNIT 5 ELECTRONICS</b>	<b>165</b>
<b>LEARNING OUTCOMES</b>	<b>166</b>
<b>INTRODUCTION</b>	<b>167</b>
<b>5.1 ELECTRICAL CHARGE AND CHARGING PRINCIPLES</b>	<b>168</b>
5.1.1 Electrostatics	
<b>5.2 CHARGING OBJECTS BY INDUCTION</b>	<b>170</b>
5.2.1 Conductors	
5.2.2 Insulators	
5.2.3 Semiconductors	
<b>5.3 COULOMB'S LAW: ELECTROSTATIC, FORCE, FIELD AND POTENTIAL</b>	<b>172</b>
5.3.1 Coulomb's Law	
<b>5.4 ELECTRIC FIELD</b>	<b>175</b>
5.4.1 Electric field of a point charge	
<b>5.5 IDENTIFICATION OF ELECTRICAL COMPONENTS</b>	



<b>FROM THEIR SYMBOLS</b>	<b>178</b>
<b>5.6 CHARGE, CURRENT AND VOLTAGE</b>	<b>179</b>
<b>5.7 SIMPLE ELECTRIC CIRCUITS</b>	<b>182</b>
5.7.1 Resistors in series	
5.7.2 Resistors in parallel	
5.7.3 Ohm's Law	
5.7.4 Experimental proof of Ohm's Law	
5.7.5 Identifying resistors	
<b>5.8 ELECTROMOTIVE FORCE AND CELLS</b>	<b>189</b>
5.8.1 Combination of cell	
5.8.2 Cells in series	
5.8.3 Cells in parallel	
<b>5.9 ELECTRICAL POWER</b>	<b>190</b>
5.9.1 The cost of electricity	
<b>5.10 WHEATSTONE AND POTENTIOMETER</b>	<b>192</b>
5.10.1 How to use the Wheatstone bridge	
5.10.2 Errors of the bridge	
5.10.3 The Potentiometer	
<b>5.11 ALTERNATING CIRCUITS AND EFFECTIVE VALUE FOR CURRENT AND VOLTAGE</b>	<b>196</b>
5.11.1 AC (RLC) circuits	
5.11.2 Summary on the three AC circuits	
5.11.3 Average and RMS values of voltage and current	
5.11.4 Average value	
5.11.5 Root-Mean-Square (rms) values	
<b>SUMMARY</b>	<b>208</b>
<b>SELF ASSESSMENT</b>	<b>209</b>
<b>UNIT 6 ELECTRONICS</b>	<b>211</b>
<b>LEARNING OUTCOMES</b>	<b>211</b>
<b>INTRODUCTION</b>	<b>212</b>
<b>6.1 VALENCE ELECTRONS AND SEMICONDUCTOR MATERIAL</b>	<b>215</b>
<b>6.2 INTRINSIC SEMICONDUCTOR CURRENT</b>	<b>216</b>
<b>6.3 EXTRINSIC SEMICONDUCTOR</b>	<b>217</b>



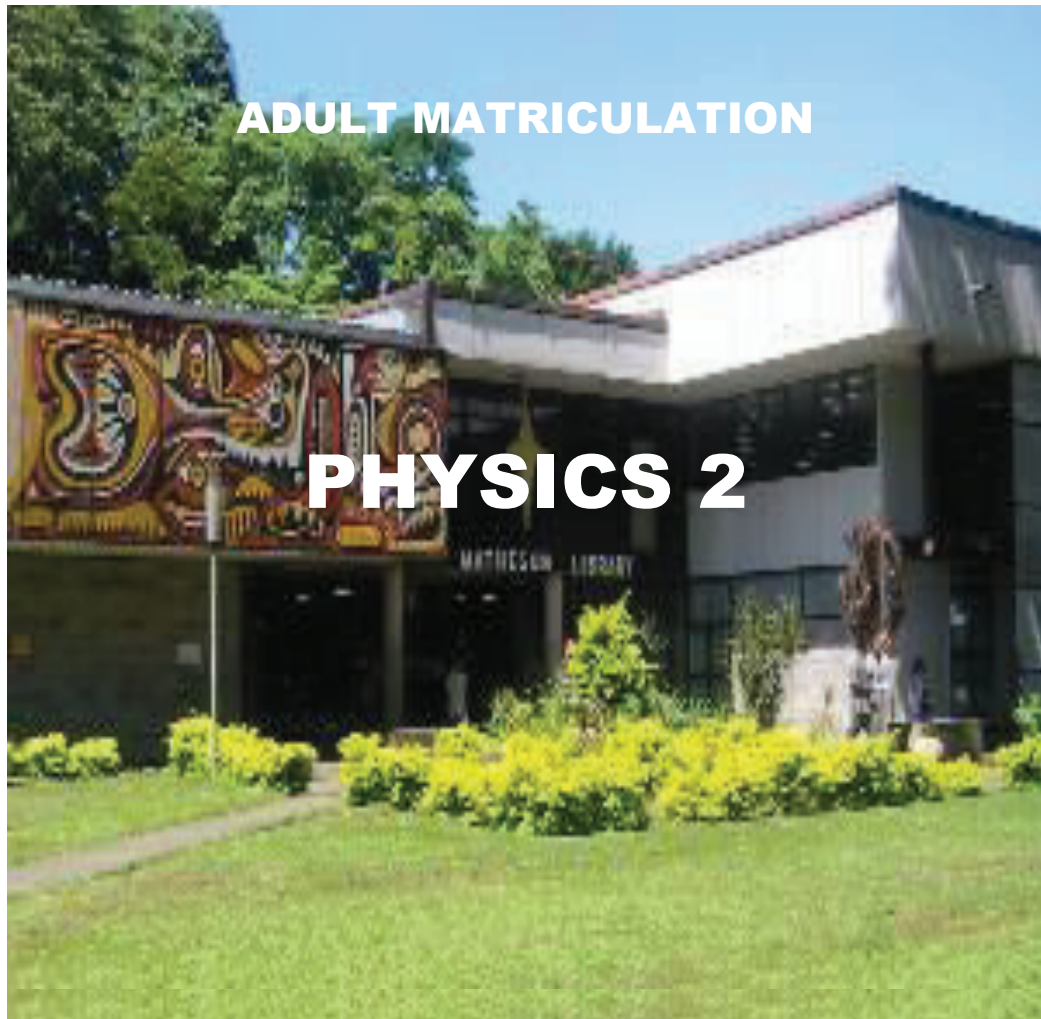
<b>6.4</b>	<b>ADDITION OF PREVALENT AND TRIVALENT IMPURITIES</b>	<b>217</b>
<b>6.5</b>	<b>P-TYPE AND N-TYPE SEMICONDUCTORS</b>	<b>218</b>
<b>6.6</b>	<b>A p-n JUNCTION</b>	<b>218</b>
<b>6.7</b>	<b>DEPLETION REGION</b>	<b>219</b>
<b>6.8</b>	<b>FORWARD BIASED p-n JUNCTION</b>	<b>220</b>
<b>6.9</b>	<b>REVERSE BIASED p-n JUNCTION</b>	<b>220</b>
<b>6.10</b>	<b>THE p-n JUNCTION DIODE: CHARACTERISTICS</b>	<b>221</b>
<b>6.11</b>	<b>SOLID STATE DEVICES – DIODE AND TRANSISTOR</b>	<b>221</b>
6.11.1	Diode as a rectifier	
6.11.2	Other useful diodes	
<b>6.12</b>	<b>TRANSISTORS</b>	<b>224</b>
6.12.1	The junction transistor	
6.12.2	NPN transistor as a current amplifier	
6.12.3	Transistor structure	
6.12.4	PNP transistor as current amplifier	
6.12.5	Transistor operation – an example	
6.12.6	Basic terms explained	
<b>6.13</b>	<b>CHARACTERISTICS AND MODES OF OPERATION OF THE TRANSISTOR</b>	<b>229</b>
6.13.1	Collector current	
6.13.2	The transistor as a switch	
6.13.3	The transistor an amplifier	
6.13.4	NPN common emitter amplifier	
6.13.5	NPN common collector amplifier	
6.13.6	Emitter follower	
6.13.7	NPN common base amplifier	
<b>6.14</b>	<b>DIGITAL ELCTRONICS</b>	<b>232</b>
6.14.1	The concept of digital	
6.14.2	Decimal number system	
6.14.3	Binary number system	
6.14.4	Binary-to-decimal conversion	
6.14.5	Decimal-to-binary conversion	
6.14.6	Octal number system	



6.14.7 Basic logic circuits	
6.14.8 Logic gates	
6.14.9 The AND gate	
6.14.10 The OR gate	
6.14.11 The NOT gate	
6.14.12 Electronic logic levels	
6.14.13 Basic use of a logic gate	
6.14.14 Derived logical functions and gates	
6.14.15 The NAND gate	
6.14.16 The NOR gate	
6.14.17 The Exclusive-OR or XOR gate	
6.14.18 Using a combination of different logic gates	
<b>SUMMARY</b>	<b>243</b>
<b>SELF ASSESSMENT</b>	<b>244</b>
<b>BIBLIOGRAPHY</b>	<b>246</b>
<b>ASSIGNMENTS</b>	<b>247</b>



**The Papua New Guinea University of Technology**  
**Department of Open and Distance Learning**



ROBERTO SOTO  
Department of Applied Physics  
The PNG University of Technology

**TABLE OF CONTENTS**

	<b>PAGE</b>
<b>UNIT 1 FLUIDS: STATICS AND DYNAMICS</b>	<b>13</b>
Learning Outcomes	13
Introduction	14
1.1 Fluid Statics	15
1.2 Pascal's Principle- The Hydraulic Jack	18
1.3 Measurement of Density using Archimedes Principle	21
1.4 The Hydrometer	22
1.5 Surface Tension and Capillarity	23
1.6 Origin of Surface Tension	24
1.7 Definition of Surface Tension	25
1.8 Angle of Contact and Capillary Action	26
1.9 Capillary Rise	27
1.10 Fluid Dynamics	27
1.11 Important Terminology in the Description of Fluid Flow	28
1.12 Flow Rate and Equation of Continuity	29
1.13 Bernoulli's Equation	30
1.14 Applications of Bernoulli's Equation	31
1.15 Torricelli's Theorem	34
Summary	36
Tutorial Questions	37
Answers to Learning Activities	39
Assignments	42
 <b>UNIT 2 TEMPERATURE AND HEAT</b>	 <b>44</b>
Learning Outcomes	44
Introduction	45
2.1 Temperature	46
2.2 Thermal Equilibrium	46
2.3 Measuring Temperature	48
2.4 Temperature And Heat	51
2.5 Thermal Expansion of Solids, Liquids and Gases	58



2.6	Heat Transfer Mechanisms	60
2.7	The Black Body	62
	Summary	63
	Tutorial Questions	64
	Assignments	65
	Answers to Learning Activities	68

### **UNIT 3 WAVE ENERGY 71**

	Learning Outcomes	72
	Introduction	74
3.1	What is a Wave?	75
3.2	Types of Waves	75
3.3	Velocity of Waves	81
3.4	Important Wave Phenomena	84
3.5	The Principle of Linear Superposition	85
3.6	Standing Waves and Resonance	86
3.7	Light Waves	92
3.8	Sound Waves	98
3.9	Sonar (Sound Navigation and Ranging)	103
3.10	Seismic Waves	103
3.11	Electromagnetic Spectrum	105
	Summary	107
	Tutorial Questions	108
	Assignments	109
	Answers to Learning Activities	111

### **UNIT 4 ELECTROMAGNETISM 113**

	Learning Outcomes	114
	Introduction	116
4.1	Production of Magnetic Fields	117
4.2	Motion Set by Electromagnetism	123
4.3.	Electromagnetic Induction	134
4.4	Transformers and Power Losses in Transmission Lines	138
	Summary	145





Assignments	146
Answers to Learning Activities	149
<b>UNIT 5 RADIOACTIVITY</b>	<b>151</b>
Learning Outcomes	151
Introduction	152
5.1 Chemistry of Atomic Structure	153
5.2 Detecting Radioactivity	154
5.3 Detecting Radiation using Magnet	157
5.4 Alpha ( $\alpha$ ), Beta ( $\beta$ ) and Gamma ( $\gamma$ ) Radiation and Decay	159
5.5 Decay Rate – Half Life	165
5.6 Nuclear Reactions	171
5.7 Nuclear Fission	175
5.8 Nuclear Fusion	176
5.9 Nuclear Reactor	177
5.10 Biological Effects of Radiation	181
Summary	183
Assignments	184
Answers to Learning Activities	188
Bibliography	201