



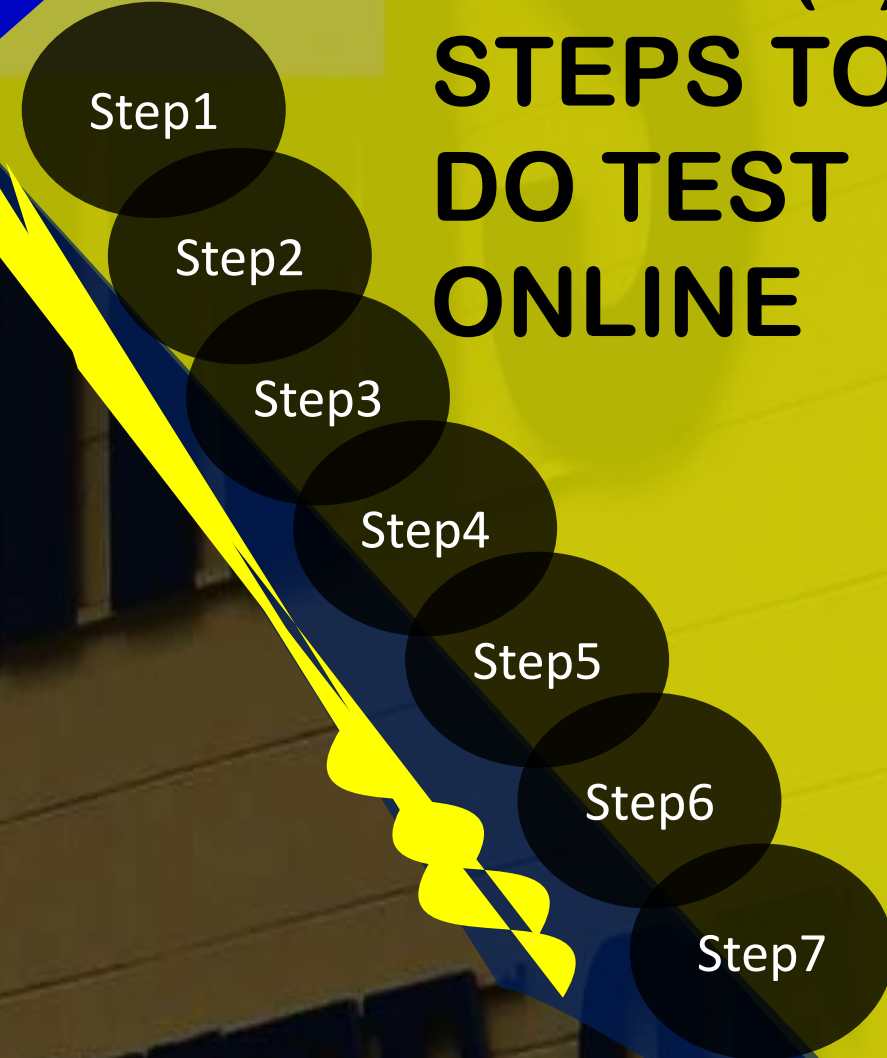
PIMS

Port Moresby Institute of Matriculation Studies

Menu
☰

- HOME
- ABOUT US
- OUR CONTACT DETAILS
- COURSE INFORMATION
- APPLY ONLINE
- FEE CHARGES
- PIMS BANK ACC DETAILS
- DOWNLOAD MODULES
- DOWNLOAD ASSIGNMENTS
- UPLOAD COMPLETED ASSIGNMENTS
- DOWNLOAD ASSIGNMENT SOLUTIONS
- DOWNLOAD OLD EXAM PAPERS
- REFUND/WITHDRAWAL
- SCHOOL DATES
- TESTS
- NCD SECONDARY

SIMPLE SEVEN (7) STEPS TO DO TEST ONLINE



Courses Offered

- Secondary Gr 9 - 12
- Pre Eleven Bridging
- Pre Matriculation
- Adult Matriculation
- Grade 12 Upgrading
- Correspondence Online



Enrollment Steps

STEP 1

Use a phone/laptop and Click on the internet icon.



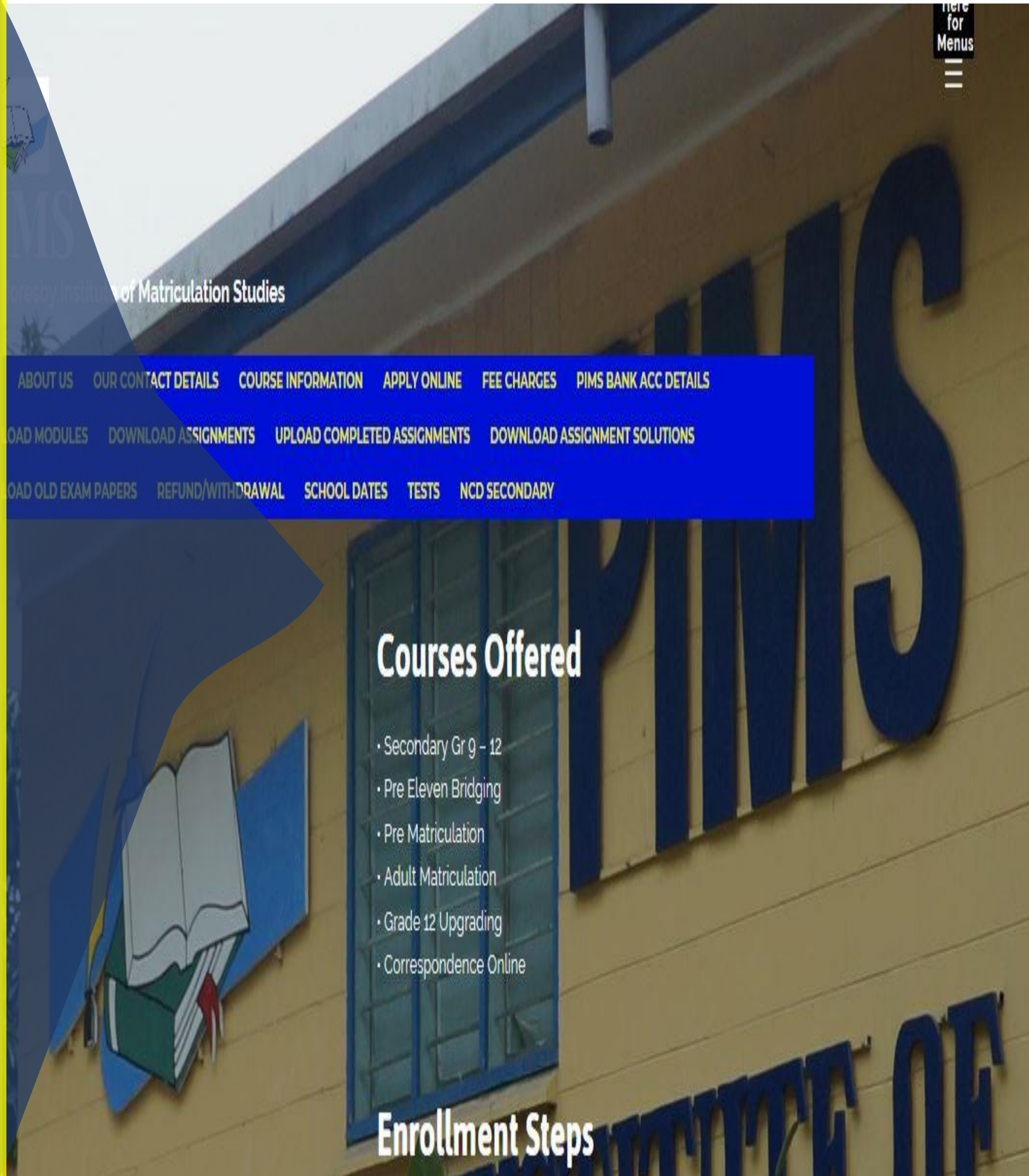
Type www.pims.ac.pg on the search tab and click search



www.pims.ac.pg/



The PIMS Web page



Menu for



Enrollment Steps

STEP 2

LOG IN. Click on “Log in” and type your user name and password.

REGISTER/LOGIN

Register

Log in

Entries feed

Comments feed

WordPress.org



Welcome to PIMS. This site is accessible to approved users only. To be approved, you must first register.

Username or Email Address

Password


Remember Me

Log In

[Register](#) | [Lost your password?](#)

The PIMS Web page

After LOG IN, Click on “Here For Menus” on the top right of the page



HOME ABOUT US OUR CONTACT DETAILS COURSE INFORMATION APPLY ONLINE FEE CHARGES PIMS BANK ACC DETAILS
DOWNLOAD MODULES DOWNLOAD ASSIGNMENTS UPLOAD COMPLETED ASSIGNMENTS DOWNLOAD ASSIGNMENT SOLUTIONS
DOWNLOAD OLD EXAM PAPERS REFUND/WITHDRAWAL SCHOOL DATES TESTS NCD SECONDARY

Courses Offered

- Secondary Gr 9 – 12
- Pre Eleven Bridging
- Pre Matriculation
- Adult Matriculation
- Grade 12 Upgrading
- Correspondence Online

Enrollment Steps

STEP 3

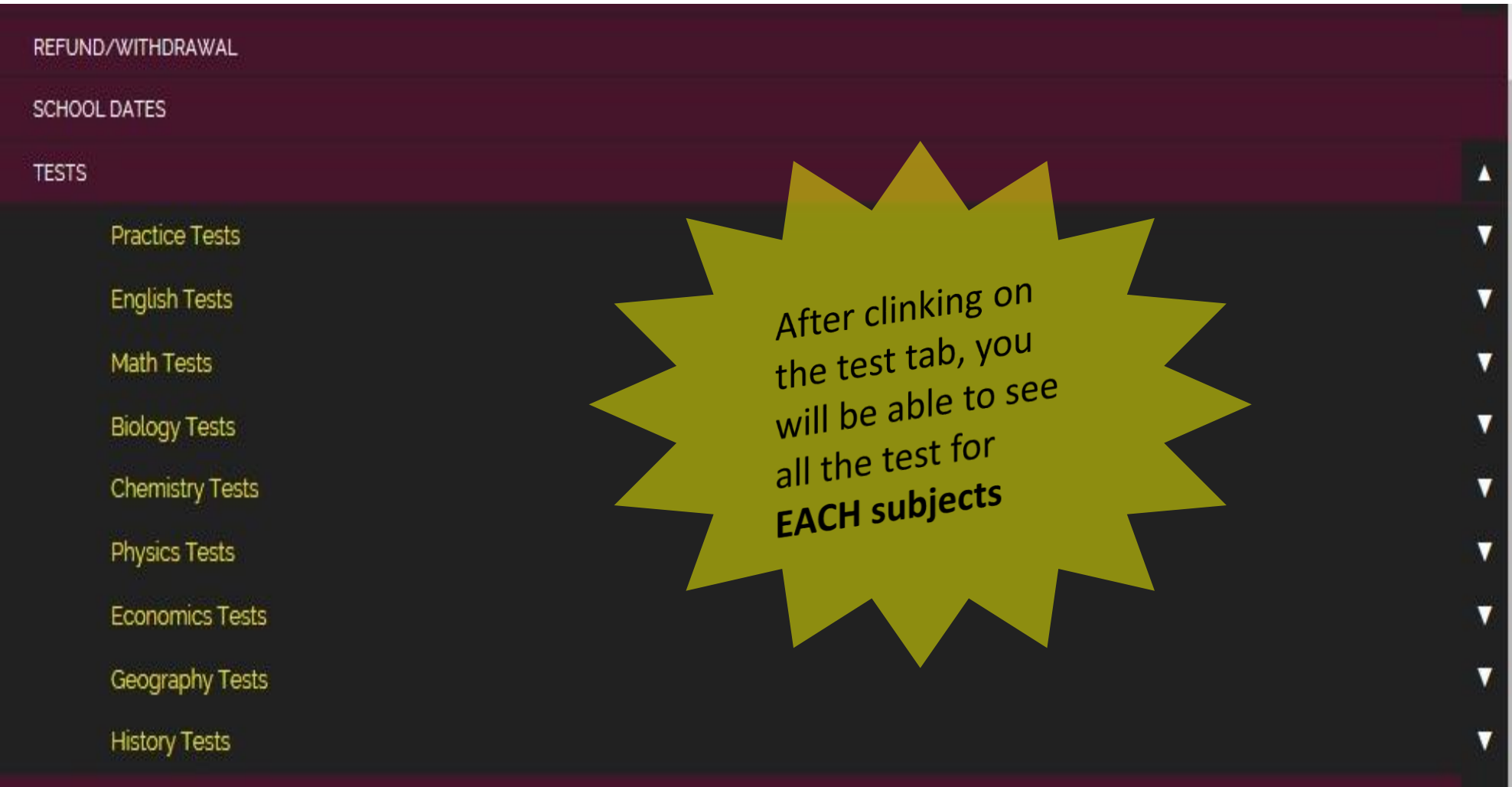


After clicking on the Menu tab, this is the expected image/page to be seen

PAGE DISPLAYING TEST



Where it says "TEST" click on the WHITE TRIANGLE .



After clicking on the test tab, you will be able to see all the test for EACH subjects

STEP 4

- Select the TEST you're required to do by clicking on the UPSIDE DOWN TRIANGLE ON THE FAR RIGHT.

- Then you may be able to see the tests for that selected Subject test.

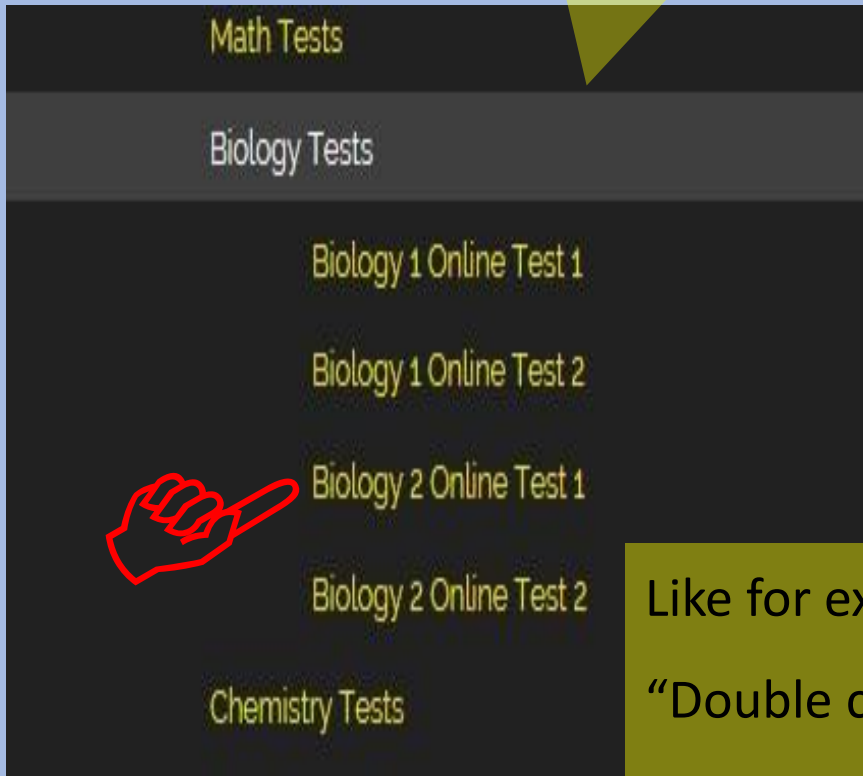
TEST FOR EACH SUBJECTS

- DOWNLOAD ASSIGNMENTS
- UPLOAD COMPLETED ASSIGNMENTS
- DOWNLOAD ASSIGNMENT SOLUTIONS
- DOWNLOAD OLD EXAM PAPERS
- REFUND/WITHDRAWAL
- SCHOOL DATES
- TESTS
 - Practice Tests
 - English Tests
 - Math Tests
 - Biology Tests
 - Biology 1 Online Test 1
 - Biology 1 Online Test 2
 - Biology 2 Online Test 1
 - Biology 2 Online Test 2
 - Chemistry Tests
 - Physics Tests
 - Economics Tests

For example, click on the "BIOLOGY TEST". By clicking on the BIOLOGY TEST Tab you will be able to see ALL the Tests for BIOLOGY 1 and BIOLOGY 2.

STEP 5

DOUBLE click on the SPECIFIC test that you are required to do. Then the INTRODUCTORY PARAGRAPH of the particular test will appear.



Math Tests

Biology Tests

Biology 1 Online Test 1

Biology 1 Online Test 2

Biology 2 Online Test 1

Biology 2 Online Test 2

Chemistry Tests

Like for example "Double click on BIOLOGY 2 ONLINE TEST 1". Displayed on the right "Introductory paragraph" of BIOLOGY 2 Online Test 1".

INTRODUCTORY PARAGRAPH

BIOLOGY 2 ONLINE TEST 1

Welcome to the BIOLOGY 2 ONLINE TEST 1

This is a timed test.

You have one and a half hours to do the test. After that the test will automatically switch off online. Ensure to submit your Test by clicking on the Submit button at the bottom of the Test at least 5 minutes before automatic switch off.

There is no repeat for the test online.

There are 30 Questions in Total ALL Multiple Choice 1 Mark/Question.

You will be notified through your email regarding the result you obtained in the Entry Test.

Good Luck

DATE :

NAME :

EMAIL :*

MOBILE NUMBER :*

STUDY MODE (FULLTIME/CORRESPONDENCE)

WORKING?

YES NO

POSTAL ADDRESS :

RESIDENTIAL ADDRESS :

START QUIZ

STEP 6

Read through the
INTRODUCTORY PARAGRAPH

And FILL IN the
NECESSARY
INFORMATION BELOW.
Date, name, email, mobile
number, study mode
(Fulltime/Correspondence),
Working?, Postal Address
and Residential Address.

Finally CLICK the “START
QUIZ” tab and do your test.

Introductory paragraph

BIOLOGY 2 ONLINE TEST 1

Welcome to the BIOLOGY 2 ONLINE TEST 1

This is a timed test.

You have one and a half hours to do the test. After that the test will automatically switch off online. Ensure to submit your Test by clicking on the Submit button at the bottom of the Test at least 5 minutes before automatic switch off.

There is no repeat for the test online.

There are 30 Questions in Total ALL Multiple Choice 1 Mark/Question.

You will be notified through your email regarding the result you obtained in the Entry Test.

Good Luck .

DATE :

NAME :

EMAIL :*

MOBILE NUMBER :*

STUDY MODE (FULLTIME/CORRESPONDENCE)

WORKING?

YES NO

POSTAL ADDRESS :

RESIDENTIAL ADDRESS :

START QUIZ



STEP 7

After answering the LAST QUESTION of the TEST, on the RIGHT click the QUIZ SUMMARY tab.

After Clicking the QUIZ SUMMARY TAB, the QUIZ SUMMARY page will be DISPLAYED

The QUIZ SUMMARY PAGE will contain ;

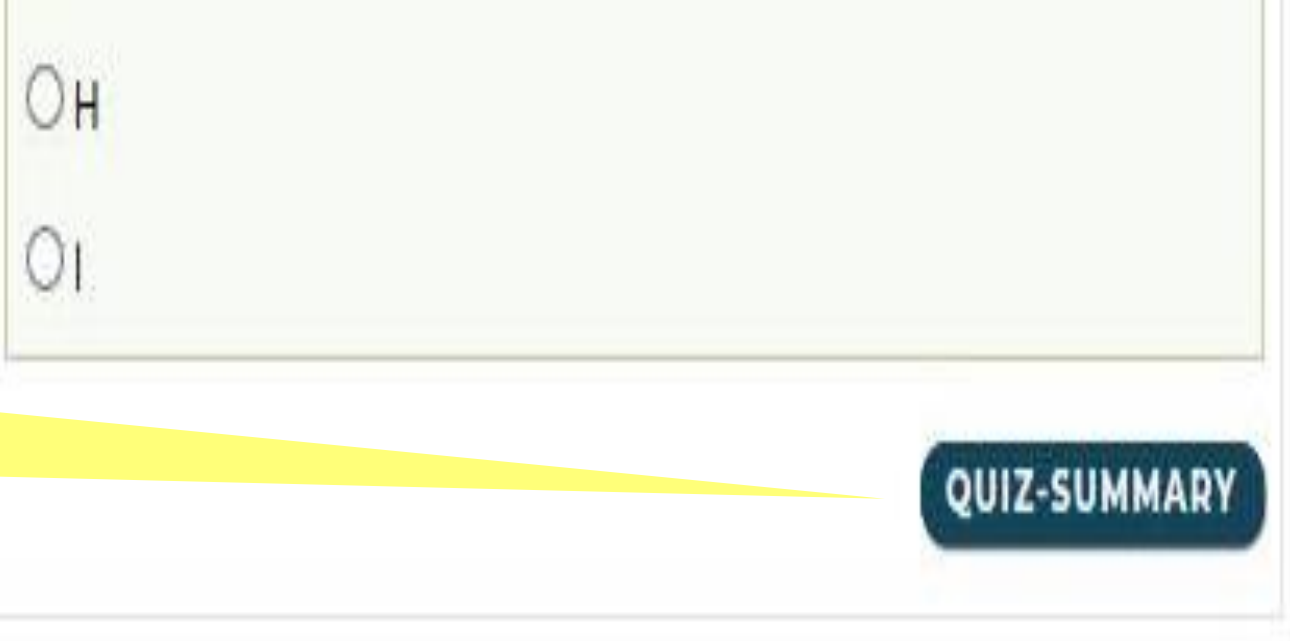
1: Total questions Completed out of the total questions of the test.

2: Questions NOT answered

3: Questions answered

Finally CLICK the FINISH Button.

QUIZ SUMMARY PAGE DISPLAYED

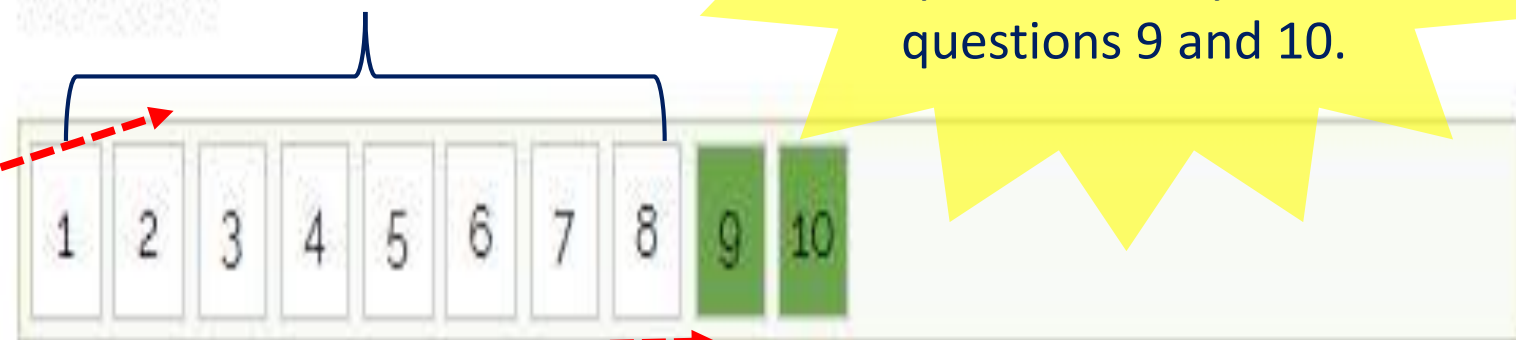


Edit

QUIZ-SUMMARY

2 of 10 questions completed

Questions:



This Quiz Summary means, OUT of 10 questions, you have answered 2 questions only, questions 9 and 10.

FINISH QUIZ





Department of Matriculation Studies

- HOME
- ABOUT US
- OUR CONTACT DETAILS
- COURSE INFORMATION
- APPLY ONLINE
- FEE CHARGES
- PIMS BANK ACC DETAILS
- DOWNLOAD MODULES
- DOWNLOAD ASSIGNMENTS
- UPLOAD COMPLETED ASSIGNMENTS
- DOWNLOAD ASSIGNMENT SOLUTIONS
- DOWNLOAD OLD EXAM PAPERS
- REFUND/WITHDRAWAL
- SCHOOL DATES
- TESTS
- NCD SECONDARY

Courses Offered

- Secondary Gr 9 – 12
- Pre Eleven Bridging
- Pre Matriculation
- Adult Matriculation
- Grade 12 Upgrading
- Correspondence Online

Enrollment Steps

HOPFULLY THIS
INFORMATION
WILL ASSIST
YOU IN DOING
PIMS ONLINE
TESTS.

GOOD LUCK!!!

